

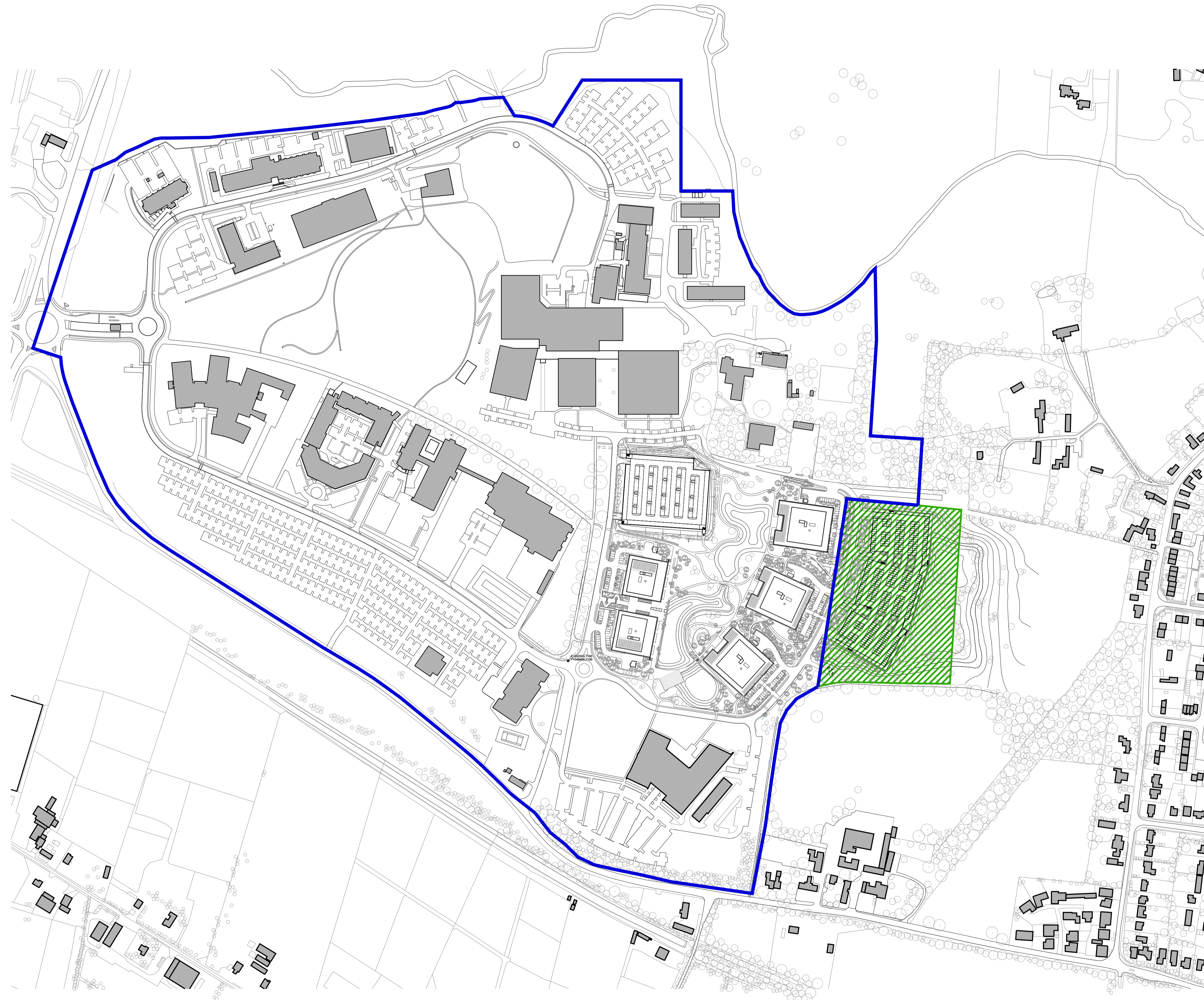


This drawing is to be read in conjunction with all other contract documents and specifications and all other consultants drawings.
 All levels and dimensions should be checked on site and any discrepancies notified to the Architect prior to proceeding with works.
 THIS DRAWING IS COPYRIGHT.
 No drawing shall be reproduced in any form without prior written permission of Eric Parry Architects.

Please note:
 All plans subject to M&E input with risers and plan/service provision TBC

Key:

- PLEASE NOTE:
 BOUNDARY LINE SUBJECT TO LEGAL SURVEY
-  INSET NO.42 E/15 (2D)
 -  EXTENT OF PHASE 2 OUTSIDE BOUNDARY



P00	ISSUED FOR INFORMATION	06/12/21	AM	RD
Rev	Description	Date	By	Chk
	key plan			

28 - 42 Banner Street
 London EC1Y 8QE
 Tel: 020 7608 9600
 Fax: 020 7608 9601
 www.ericparryarchitects.co.uk

Eric Parry Architects

client
 THE WELDING INSTITUTE

project
 TWI Masterplan

drawing title
 BOUNDARY PLAN
 INSET NO.42 E/15 (2D)

scale
 1 : 2500
 @ A1

drawing no
WIM-EPA- XX-XX-A-990027

revision
P00