

[REDACTED]  
Bidwells  
Bidwell House  
Trumpington  
Cambridge  
CB2 9LD

Date: 21<sup>st</sup> April 2017

Job ref: PER33

Dear Rob

## **Ashdon Road, Bartlow, Cambs**

Last year we carried out an initial site appraisal including traffic surveys and a review of road traffic accident data, and I summarised my view on access opportunities in my letter dated the 31<sup>st</sup> May 2016. Following a further site visit, Bidwells have prepared a potential layout for up to 12 dwellings on the site and I have updated my advice below to support your forthcoming pre-application submission.

Following receipt of the results of the traffic surveys which I have summarised below, I expressed the view that an entirely new site access to the site would be preferable and the scale drawings I have prepared show that this can be achieved with a minimum of disturbance to the existing tree belt and hedgerow.

My drawings are as follows:

- 866-001A – is a location/coordination plan;
- 866-002 – is the existing access arrangement; and
- 866-003A – is the proposed site access.

Ashdon Road is derestricted 60mph and as shown on Drawing **866-002**, the existing access to the Nursery and Business Units (converted Three Hills Farm) has sub-standard visibility and sub-standard spacing/separation from the Farm Access opposite. There would be a road safety benefit if the Nursery and Business Units access could be closed.

It would not be viable in my view to serve further development from the existing Nursery/Business Units access and if possible, this access should be closed. A new access to the site is preferred, with a more visible and direct route to the Nursery and the Business Units in the converted Three Hills Farm. I have shown illustratively on Drawing **866-003A** how a new access to the site and the Nursery/Business Units could work, with a footpath link to the village centre, so that we do not encourage pedestrians onto Ashdon Road.

I have enclosed an extract from Cambridgeshire County Council's Public Rights of Way Map. You can see the existing public footpath which runs from Camps Road in the centre of the Village, past the

Church and Bartlow Park, across the old railway line and past/through Bartlow Hills to Ashdon Road. The public footpath then runs parallel to Ashdon Road, within the roadside tree belt, to the Nursery and Business Units. This route would be improved significantly by the proposed housing scheme, to give a more direct and secure route from the Village/Bartlow Hills to the Nursery and Business Units.

Drawing 866-003A shows that full standard 60mph 2.4m x 215m visibility splays are achievable, by locating the proposed access on the apex of the slight curvature in the line of the road. The visibility splays would reduce to 2.4m x 120m if a 40mph speed limit were to be introduced.

### Traffic Surveys

The video survey of turning movements at the Farm Access and the Nursery/Business Units access was carried out for a 12 hour period on the 10th May. The Automatic Traffic Count tube survey (full data enclosed) recorded complete information from Saturday the 7th May through to 3pm on the 12th May when the tube was cut. I am content that the ATC covers the video day and that we also have weekend and sufficient weekday information to support a pre-application submission.

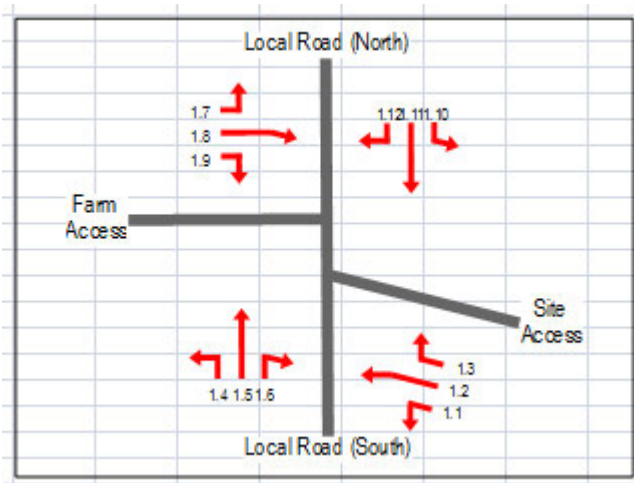
**Table 1 - ATC Results**

		Vehicles	%HGV	85%ile mph	Av mph
<b>Saturday 07/05</b>	Northbound	848	9	47.2	40.3
	Southbound	853	17	51.2	43.5
	Total	1,701			
<b>Sunday 08/05</b>	Northbound	654	8	47.0	39.8
	Southbound	632	15	50.8	43.8
	Total	1,277			
<b>Monday 09/05</b>	Northbound	1,161	13	47.0	40.4
	Southbound	1,153	22	50.1	42.9
	Total	2,314			
<b>Tuesday 10/05</b>	Northbound	1,101	13	46.5	39.6
	Southbound	1,153	20	47.6	41.1
	Total	2,254			
<b>Wednesday 11/05</b>	Northbound	1,262	12	46.5	40.4
	Southbound	1,181	20	49.0	42.5
	Total	2,443			
<b>Thursday 12/05</b>	Northbound	687	16	47.4	40.1
(7hrs)	Southbound	635	27	50.6	42.7
	Total				

From **Table 1**, the recorded average traffic speeds are just above 40mph and 85%ile traffic speeds, which we use for design purposes, are around 50mph. Traffic speeds are thus well below 60mph and it is likely that a 40mph speed limit would reduce traffic speeds still further. Highway Authorities are reluctant to progress Traffic Regulation and Speed Restriction Orders if there is little prospect of them being adhered to but this does not look to be the case here.

Also from **Table 1**, overall traffic flows are low but the percentage of commercial vehicles is higher than might normally be expected, given of course the adjacent farming activity.

The basic turning movements in the Turning Count Survey (full data enclosed) on the 10th May 2016 are shown diagrammatically below. The traffic movements to/from the Farm access; to/from the Site access (Nursery/Business Units); and through movements on Ashdon Road are referenced as shown.



From the detailed Turning Count Survey data, I have prepared **Table 2** below. The figures are presented as the total number of vehicles making the movement followed by the element of commercial traffic in brackets. Thus 109(9) is a total movement of 109 vehicles, which includes 9 commercial vehicles.

**Table 2 - Turning Count Results**

Movement	AM Peak (Comm)	PM Peak (Comm)	Daily (Comm)
1.1	2	0	13(1)
1.2	0	0	1
1.3	7	5	63(4)
1.4	2	1	11(1)
1.5	109(9)	90(8)	876(119)
1.6	4	1	9
1.7	3(1)	2	27(4)
1.8	0	0	0
1.9	0	1	7(1)
1.10	14(1)	2	64(3)
1.11	113(13)	104(2)	897(134)
1.12	1(1)	0	29(4)

From the daily traffic flows in **Table 2** above:

- 876 vehicles per 12hr day travel northbound through the junction on Ashdon Road (119 are commercial vehicles) and 897 vehicles travel southbound (134 are commercial vehicles). Movement 1.5 and 1.11, respectively.
- Total two-way 12hr traffic flow on Ashdon Road through the junction is 1,773 vehicles.
- 73 vehicles per 12hr day turn in to the Nursery/Business Units access (3 are commercial vehicles) and 76 vehicles turn out (5 are commercial vehicles). Movements 1.6+1.10 and 1.1+1.3, respectively.

- Total two-way 12hr traffic flow on the Nursery/Business Units access is 149 vehicles.
- 40 vehicles per 12hr day turn in to the Farm (5 are commercial vehicles) and 34 vehicles turn out (5 are commercial vehicles). Movements 1.6+1.10 and 1.1+1.3, respectively.
- Total two-way 12hr traffic flow on the Farm access is 74 vehicles.

In summary, the traffic flows on Ashdon Road are modest but the percentage of commercial vehicles is relatively high. The turning movements to/from the Nursery/Business Units access are low, but the access is poor. The turning movements to/from the Farm access are also low and the access is in good condition.


I have attached the Bartlow extract from the Crash Map database showing three slight accidents reported to the police in the last 10 years. There were two slight accidents (2<sup>nd</sup> January 2012 and 12<sup>th</sup> September 2015) reported at the Camps Road crossroads in the centre of the village and one slight accident (19<sup>th</sup> April 2016) which we were aware of, involving a car on Ashdon Road colliding with a car turning out from the Nursery/Business Units access. This was a result of driver error on the part of the driver leaving the Nursery/Business Units access.

Closing the existing Nursery/Business Units access and routing the existing traffic through the site would therefore give a road safety benefit to the travelling public. We would add the existing 149 two-way vehicles to around 90 two-way trips for up to say 12 dwellings, giving a combined total of 239 two-way trips per day using the new access.

If we were also able to promote a Traffic Order to reduce speeds to 40mph, there would be a further road safety benefit.

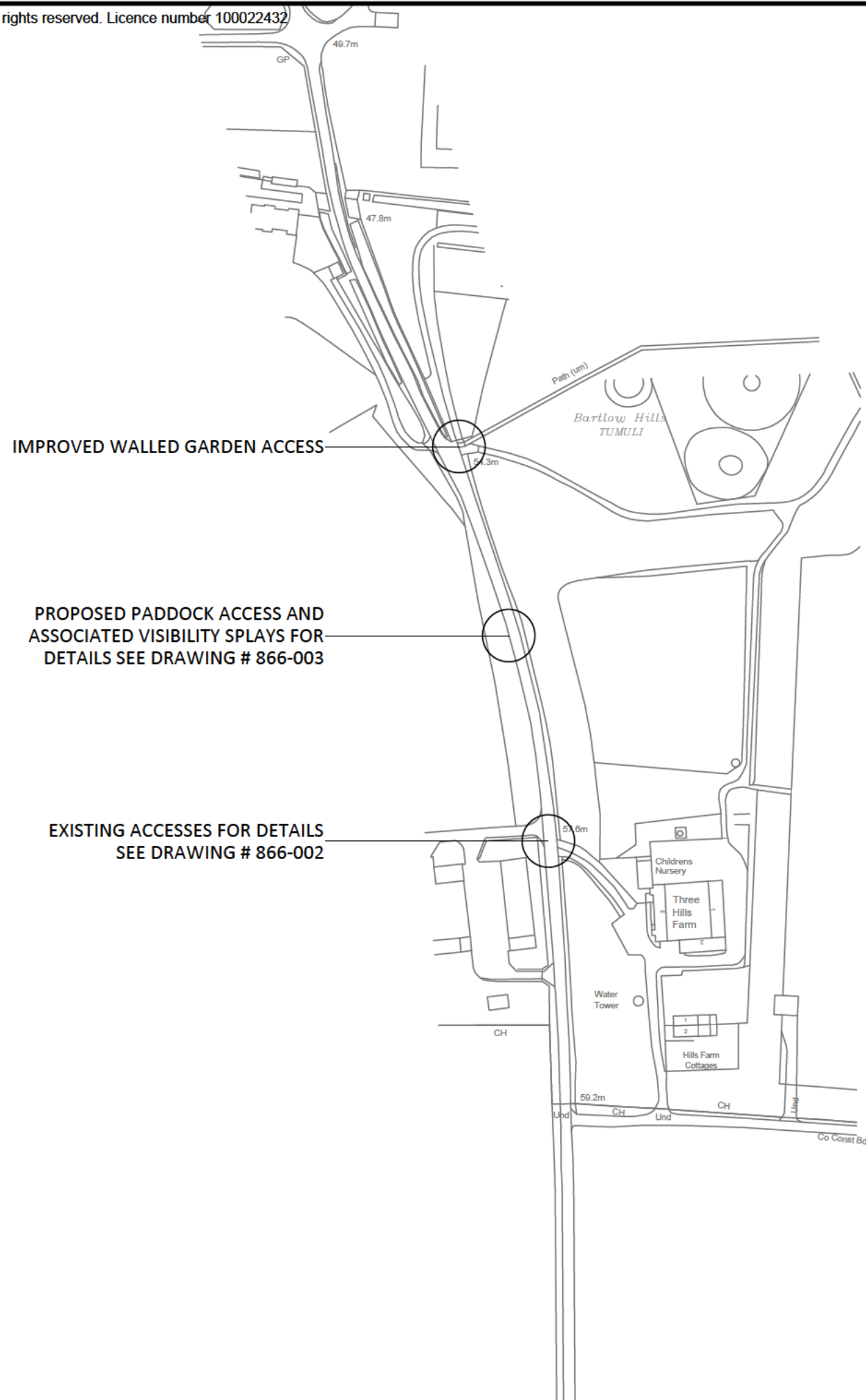
Please do not hesitate to contact me if you need any further assistance.

Yours sincerely,



Director

- Enc: Drawing 866-001A Location Plan  
Drawing 866-002 – Existing Access Arrangement  
Drawing 866-003A – Proposed Site Access  
Extract from PROW Map  
Extract from Crash Map Database  
ATC Traffic Survey Data  
Turning Movement Survey Data



Rev	Date	Description	Drm	Chk	App
A	19/04/17	MINOR AMENDMENT	AS	PG	PG
-	28/04/16	ORIGINAL ISSUE	AS	PG	PG

This drawing has been specifically prepared to meet the requirements of the named client and may contain design and innovative features which differ from conventional design standards.

www.cad-precision.com

**CAD precision Ltd**

Drawing produced on behalf of:

**PSP consulting**

M: +44 7887 701715  
E: Patrick.Gurner@pspconsulting.co.uk

Client WORKING ON BEHALF OF

**BARTLOW ESTATES**

Project

BARTLOW, NEAR LINTON, CAMBRIDGE

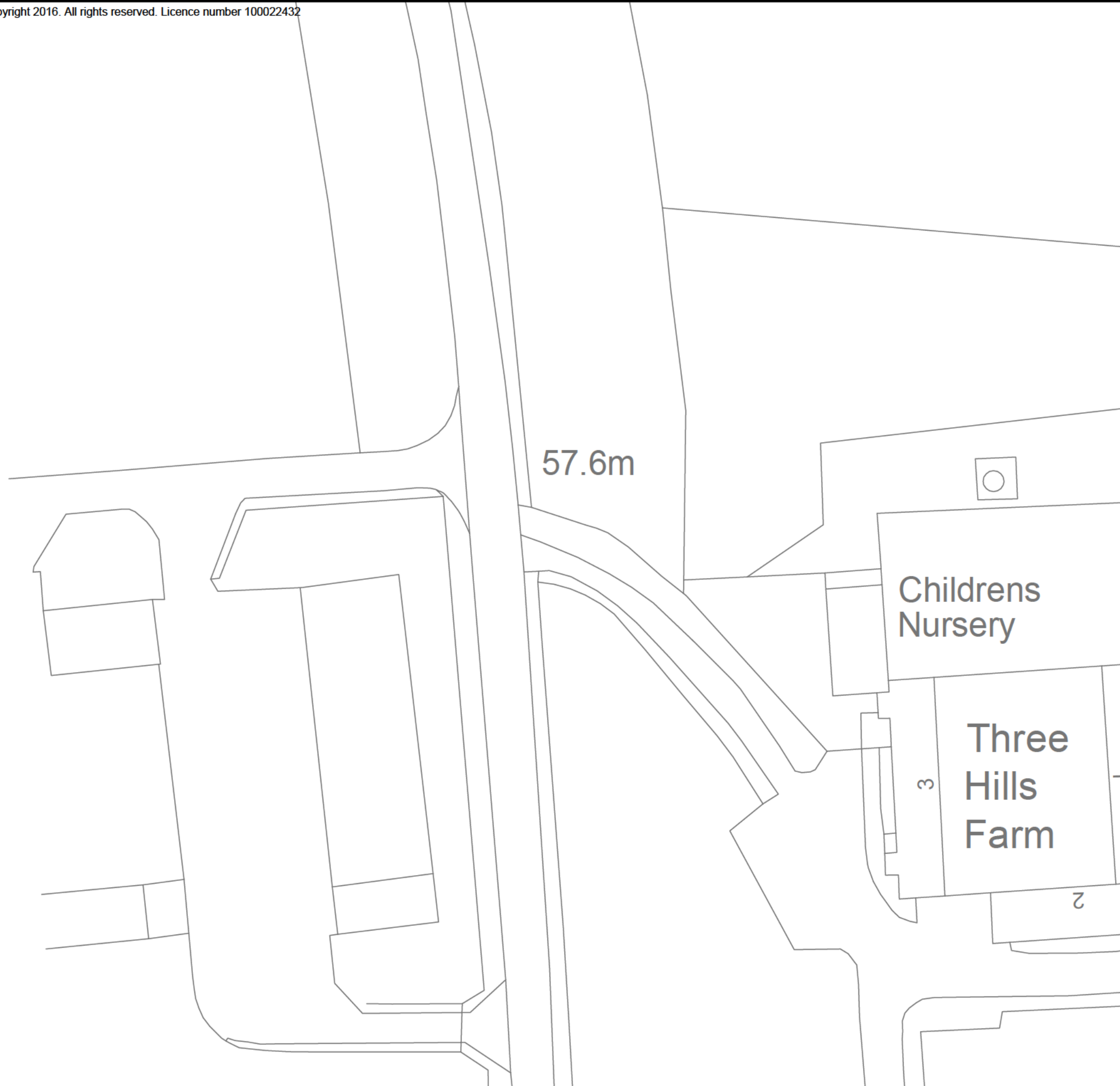
Drawing Title

COORDINATION PLAN

Drawing Status

**FOR INFORMATION**

Drawn	Designed	Date	Scale	Size
AS	PG	APR 2016	1:2500	A3
Drawing No. 866-001				Rev A




-	28/04/16	ORIGINAL ISSUE	AS	PG	PG
Rev	Date	Description	Dm	Chk	App

This drawing has been specifically prepared to meet the requirements of the named client and may contain design and innovative features which differ from conventional design standards.

www.cad-precision.com

**CAD precision Ltd**

Drawing produced on behalf of:

**PSP consulting**

M: +44 7887 701715  
E: Patrick.Gurner@pspconsulting.co.uk

Client WORKING ON BEHALF OF

**BARTLOW ESTATES**

Project

BARTLOW, NEAR LINTON, CAMBRIDGE

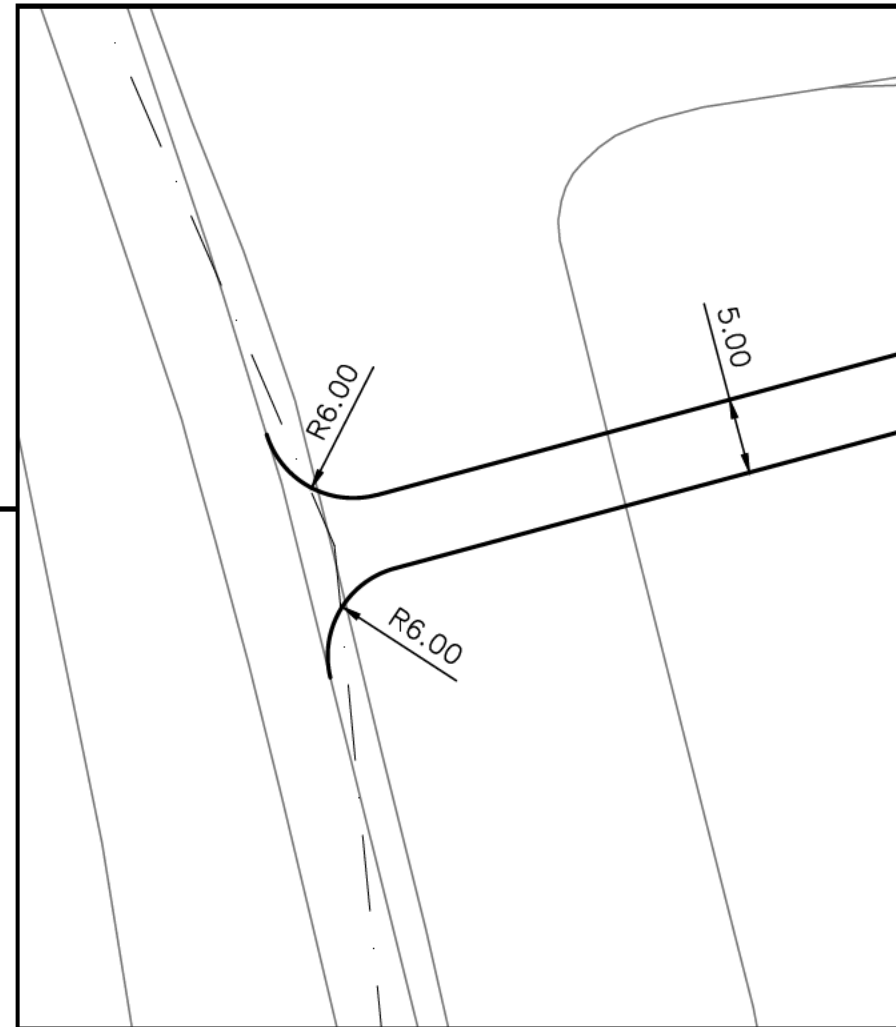
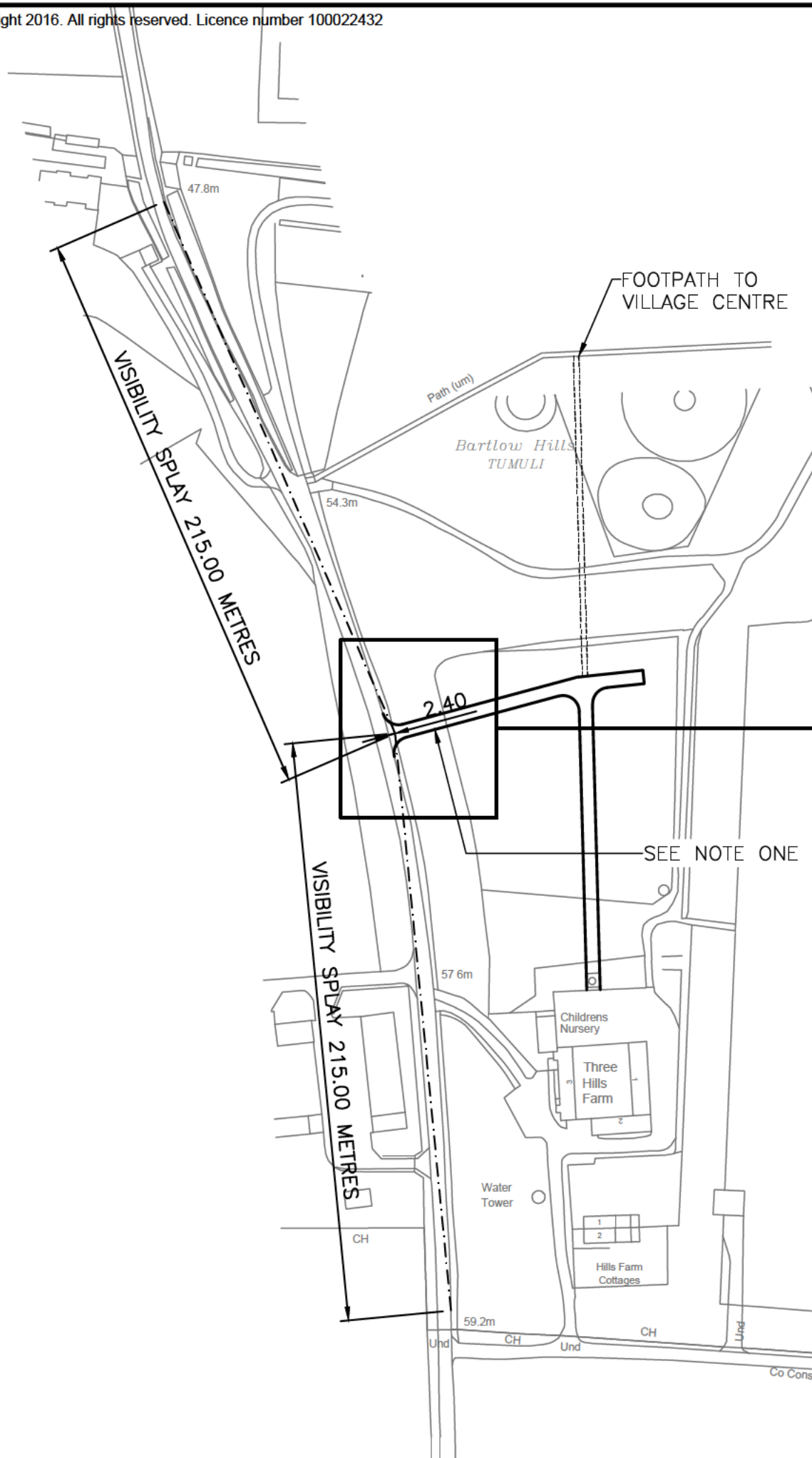
Drawing Title

EXISTING ACCESSES

Drawing Status

**FOR INFORMATION**

Drawn AS	Designed PG	Date APR 2016	Scale 1:500	Size A3
Drawing No. 866-002				Rev -



**NOTES:**

1. FINAL LOCATION TO BE DETERMINED FOLLOWING ARBORICULTURAL SURVEY

Rev	Date	Description	Dm	Chk	App
A	23/05/16	MINOR AMENDMENTS		AS	PG PG
-	28/04/16	ORIGINAL ISSUE		AS	PG PG

This drawing has been specifically prepared to meet the requirements of the named client and may contain design and innovative features which differ from conventional design standards.

www.cad-precision.com

**CAD precision Ltd**

Drawing produced on behalf of:

**PSP consulting**

M: +44 7887 701715  
E: Patrick.Gurner@pspconsulting.co.uk

Client WORKING ON BEHALF OF

**BARTLOW  
ESTATES**

Project

BARTLOW, NEAR LINTON, CAMBRIDGE

Drawing Title

PROPOSED PADDOCK ACCESS AND  
ASSOCIATED VISIBILITY SPLAYS

Drawing Status

**FOR INFORMATION**

Drawn AS	Designed PG	Date APR 2016	Scale 1:2000	Size A3
-------------	----------------	------------------	-----------------	------------

Drawing No. 866-003	Rev A
------------------------	----------

# Bartlow Public Rights of Way

The screenshot displays a web application interface for viewing Public Rights of Way (PRoW) in Bartlow. The interface is divided into a sidebar on the left and a main map area on the right.

**Sidebar:**

- Find Nearest:** A dark blue button with a magnifying glass icon.
- Map Categories:** A dark blue header with a dropdown arrow.
- Council and Democracy:** 0/8 items, with a plus icon and a checkbox.
- Environment and Planning:** 0/2 items, with a plus icon and a checkbox.
- Leisure and Culture:** 1/11 items, with a minus icon and a checked checkbox.
- Public Rights of Way - PRoW:** A checked checkbox.
- Public Rights of Way - PRoW Legend:**
  - Footpath: Represented by a purple line.
  - Bridleway: Represented by a green line.
  - Byway: Represented by a brown line.
  - Restricted Byway: Represented by a yellow-green line.
- Traffic Regulation Orders - PRoW:** An unchecked checkbox.

**Main Map Area:**

- Map:** A satellite-style map of Bartlow showing roads, green spaces, and buildings. Overlaid on the map are various colored lines representing PRoW: purple for footpaths, green for bridleways, brown for byways, and yellow-green for restricted byways. Key locations labeled include Bartlow, CAMPS ROAD, Dower House, Bartlow Park, Farm Cottages, and Farm. The map also shows the Cambridgeshire County Council logo and 'The Poplars' area.
- Navigation:** A vertical toolbar on the left side of the map includes a back arrow, a compass, a zoom-in (+) and zoom-out (-) button, a street view pegman icon, and a scale bar.

EXTRACT FROM CRASHMAP DATABASE



	A	B	C	D	E	F	G	H	I	J	K	L	M	N	O	P	Q	R	S	T	U	V	W	X	Y	Z	AA	AB	AC	AD	AE	AF	AG	AH	AI		
2	Bartlow, Cambridgeshire																																				
3	Report d	205/16-01																																			
4	Site Name	Site 1 of 1																																			
5	Description	Local Road - 300m south of Bartlow Road																																			
6	Direction	Northbound																																			
7																																					
8																																					
9																																					
10	Saturday 07 May 2016																																				
11																																					
12	Time	Hourly Totals	00-15	15 Minute Bin Drops		45-00	Cycles	Motor Cycles	Car Van	Car Van Towing	2 Axle Van Lorry	Number Vehicle Classes ARX Scheme					6 Axle Artic	Double Road Train	Triple Road Train	Vehicle Speed										P-Tile 85%	Average Speed	Standard deviation					
13				00-15	15-30	30-45						3 Axle Rigid	4 Axle Rigid	3 Axle Artic	4 Axle Artic	5 Axle Artic				MPH <10mph	MPH 10 <15mph	MPH 15 <20mph	MPH 20 <25mph	MPH 25 <30mph	MPH 30 <35mph	MPH 35 <40mph	MPH 40 <45mph	MPH 45 <50mph	MPH 50 <55mph	MPH 55 <60mph	MPH 60 <65mph	MPH 65 <70mph					
14																																					
15	0000 - 0100	5	2	1	1	1	0	0	5	0	0	0	0	0	0	0	0	0	0	0	0	0	0	0	0	0	0	0	0	0	0	0	0	0	0	46	3
16	0100 - 0200	1	0	0	0	0	0	0	1	0	0	0	0	0	0	0	0	0	0	0	0	0	0	0	0	0	0	0	0	0	0	0	0	0	0	51.8	-
17	0200 - 0300	1	0	1	0	0	0	0	1	0	0	0	0	0	0	0	0	0	0	0	0	0	0	0	0	0	0	0	0	0	0	0	0	0	0	45.5	-
18	0300 - 0400	1	1	0	0	0	0	0	0	0	0	0	0	0	0	0	0	1	0	0	0	0	0	0	0	0	0	0	0	0	0	0	0	0	0	32.1	-
19	0400 - 0500	3	0	2	0	1	0	0	1	0	0	0	0	0	0	0	0	2	0	0	0	0	0	0	0	0	2	1	0	0	0	0	0	0	0	38.9	3
20	0500 - 0600	3	0	2	1	0	0	0	2	0	0	0	0	0	0	0	0	1	0	0	0	0	0	0	0	2	0	1	0	0	0	0	0	0	0	32	5.6
21	0600 - 0700	15	4	5	3	3	0	0	12	1	1	0	0	0	0	0	0	1	0	0	0	0	0	0	0	2	2	4	3	3	1	2	0	5	52.1	43.8	8.1
22	0700 - 0800	28	4	9	5	10	0	0	24	0	3	1	0	0	0	0	0	0	0	0	0	0	0	0	1	2	1	1	4	10	7	1	1	0	52.6	45.4	8.6
23	0800 - 0900	50	5	13	18	14	0	0	47	0	3	0	0	0	0	0	0	0	0	0	0	0	0	0	1	0	14	14	13	8	0	0	0	50.6	43.9	5.7	
24	0900 - 1000	74	16	23	16	19	5	1	59	1	7	1	0	0	0	0	0	0	0	0	0	0	0	1	6	7	12	15	22	6	4	1	0	0	44.5	37.7	8.2
25	1000 - 1100	84	22	24	9	29	0	4	74	1	5	0	0	0	0	0	0	0	0	0	0	0	0	0	2	9	37	17	15	3	1	0	0	45.6	40.3	5.3	
26	1100 - 1200	83	24	16	25	18	2	2	69	2	7	1	0	0	0	0	0	0	0	0	0	0	2	2	2	22	27	20	5	2	1	0	0	43.6	37.5	6.6	
27	1200 - 1300	71	19	22	16	14	1	2	60	0	6	0	2	0	0	0	0	0	0	0	0	1	1	2	4	19	16	18	8	1	1	0	0	44.5	37.9	7.9	
28	1300 - 1400	60	17	14	19	10	0	3	54	2	0	0	1	0	0	0	0	0	0	0	2	1	0	1	3	21	16	12	3	1	0	0	0	46.5	40.3	8.1	
29	1400 - 1500	62	15	21	14	12	0	3	56	0	1	1	1	0	0	0	0	0	0	0	0	1	0	1	6	13	22	15	3	0	0	1	0	48.5	42.1	6.9	
30	1500 - 1600	63	12	19	12	20	1	1	58	0	3	0	0	0	0	0	0	0	0	0	0	1	0	1	9	19	25	7	0	1	0	0	0	44.3	39.7	6	
31	1600 - 1700	60	10	19	24	7	1	0	52	1	5	0	1	0	0	0	0	0	0	0	0	0	1	3	5	15	22	10	2	2	0	0	0	46.5	41	6.4	
32	1700 - 1800	62	14	21	17	10	1	0	57	0	4	0	0	0	0	0	0	0	0	0	0	0	3	2	9	18	14	11	4	1	0	0	0	47.2	40.1	7.6	
33	1800 - 1900	41	11	9	10	11	1	0	35	0	4	0	0	0	0	1	0	0	0	0	0	0	0	1	2	3	7	16	6	4	1	1	0	0	49.2	42.1	8.3
34	1900 - 2000	33	5	4	17	7	1	0	26	0	6	0	0	0	0	0	0	0	0	0	0	0	1	1	6	8	9	3	3	1	1	0	0	48.5	41.4	8.4	
35	2000 - 2100	13	6	2	2	3	1	0	10	0	2	0	0	0	0	0	0	0	0	0	0	1	0	2	0	1	3	2	2	0	0	0	0	51.2	42.2	11.7	
36	2100 - 2200	16	5	3	6	2	0	0	16	0	0	0	0	0	0	0	0	0	0	0	0	0	0	4	2	4	5	1	0	0	0	0	0	42.5	36.8	6.5	
37	2200 - 2300	12	4	3	4	1	0	0	12	0	0	0	0	0	0	0	0	0	0	0	0	0	0	0	0	0	4	3	0	1	0	0	0	46.1	43	5.8	
38	2300 - 0000	7	4	0	3	0	0	0	7	0	0	0	0	0	0	0	0	0	0	0	0	0	0	0	0	0	3	3	0	1	0	0	0	41.5	4.3		
39	0700 - 1900	738	169	210	185	174	12	16	645	7	48	4	5	0	1	0	0	0	0	0	3	7	16	28	98	203	210	118	41	11	2	1	1	47	40.2	7.3	
40	0600 - 2200	815	189	224	213	189	14	16	709	8	57	4	5	0	1	0	1	0	0	0	3	8	17	35	108	220	230	127	47	16	3	1	47.2	40.2	7.5		
41	0600 - 0000	834	197	227	220	190	14	16	728	8	57	4	5	0	1	0	1	0	0	0	3	8	17	35	108	227	237	130	48	17	3	1	47.2	40.3	7.5		
42	0000 - 0000	848	200	233	222	193	14	16	738	8	57	4	5	0	1	0	5	0	0	0	3	8	17	37	109	230	239	135	49	17	3	1	47.2	40.3	7.4		

	A	B	C	D	E	F	G	H	I	J	K	L	M	N	O	P	Q	R	S	T	U	V	W	X	Y	Z	AA	AB	AC	AD	AE	AF	AG	AH	AI		
43																																					
44																																					
45	Sunday 08 May 2016																																				
46																																					
47	Time	Hourly Totals	00-15	15 Minute Bin Drops		45-00	Cycles	Motor Cycles	Car Van	Car Van Towing	Number Vehicle Classes ARX Scheme										Vehicle Speed																
48				15-30	30-45						2 Axle Van Lorry	3 Axle Rigid	4 Axle Rigid	3 Axle Artic	4 Axle Artic	5 Axle Artic	6 Axle Artic	Double Road Train	Triple Road Train	MPH 0 <10mph	MPH 10 <15mph	MPH 15 <20mph	MPH 20 <25mph	MPH 25 <30mph	MPH 30 <35mph	MPH 35 <40mph	MPH 40 <45mph	MPH 45 <50mph	MPH 50 <55mph	MPH 55 <60mph	MPH 60 <65mph	MPH 65 <70mph	P-Title 85%	Average Speed	Standard deviation		
49																																					
50	0000 - 0100	8	5	0	1	2	0	0	7	0	1	0	0	0	0	0	0	0	0	0	0	0	0	0	1	1	2	3	1	0	0	0	0	-	38.6	5.8	
51	0100 - 0200	4	0	2	1	1	0	0	2	0	1	0	0	0	0	0	0	0	0	0	0	0	0	0	0	0	2	1	1	0	0	0	0	-	41.5	3.5	
52	0200 - 0300	3	0	2	1	0	0	0	2	0	1	0	0	0	0	0	0	0	0	0	0	0	0	0	0	0	0	2	0	0	0	0	1	-	54.8	22.2	
53	0300 - 0400	2	1	1	0	0	0	0	1	0	1	0	0	0	0	0	0	0	0	0	0	0	0	0	0	0	1	0	0	0	0	0	-	46.2	10.4		
54	0400 - 0500	0	0	0	0	0	0	0	0	0	0	0	0	0	0	0	0	0	0	0	0	0	0	0	0	0	0	0	0	0	0	0	0	-	-	-	
55	0500 - 0600	2	1	1	0	0	0	0	1	0	1	0	0	0	0	0	0	0	0	0	0	0	0	0	0	1	0	1	0	0	0	0	-	38.4	5.4		
56	0600 - 0700	13	1	2	7	3	0	0	10	0	3	0	0	0	0	0	0	0	0	0	1	2	2	3	4	1	0	0	0	0	0	0	47.4	41.8	6.8		
57	0700 - 0800	16	3	4	5	4	0	0	12	0	2	2	2	0	0	0	0	0	0	0	1	0	0	1	3	3	4	2	1	0	1	0	48.3	39.8	11.3		
58	0800 - 0900	26	8	2	9	7	2	0	22	0	2	0	0	0	0	0	0	0	0	0	2	0	2	4	13	3	2	0	0	0	0	46.3	40.5	6.9			
59	0900 - 1000	49	17	9	12	11	1	0	41	0	6	0	1	0	0	0	0	0	0	1	1	2	4	7	10	17	4	3	0	0	0	44.1	37.5	7.9			
60	1000 - 1100	60	18	18	15	9	4	3	51	0	2	0	0	0	0	0	0	0	0	1	2	1	6	15	19	13	3	0	0	0	0	47.4	40.6	7.1			
61	1100 - 1200	63	19	16	18	10	6	3	50	2	2	0	0	0	0	0	0	0	0	0	2	5	5	7	10	21	10	0	3	0	0	46.3	38.7	9			
62	1200 - 1300	69	15	11	18	25	5	2	58	0	1	0	2	0	0	0	0	0	1	0	0	4	8	2	10	18	20	5	1	0	0	43.2	35.7	8.8			
63	1300 - 1400	44	12	12	10	10	1	1	41	0	1	0	0	0	0	0	0	0	0	0	3	6	7	8	14	2	3	0	1	0	0	44.1	38.3	8.8			
64	1400 - 1500	58	7	17	14	20	2	2	50	0	2	2	0	0	0	0	0	0	0	0	3	1	7	15	20	10	2	0	0	0	0	46.1	40.1	6.8			
65	1500 - 1600	52	17	11	13	11	0	0	48	0	4	0	0	0	0	0	0	0	0	0	1	1	0	1	7	9	14	13	5	0	1	0	47	41.4	8.2		
66	1600 - 1700	39	9	13	7	10	1	0	37	0	0	0	1	0	0	0	0	0	0	0	1	1	1	2	10	12	8	1	2	0	0	48.5	40.6	9			
67	1700 - 1800	39	13	7	10	9	0	0	35	0	4	0	0	0	0	0	0	0	0	1	0	0	1	6	7	7	11	4	1	0	0	48.1	41.2	9.2			
68	1800 - 1900	43	7	15	8	13	1	0	39	0	2	0	1	0	0	0	0	0	0	0	2	0	0	8	10	13	6	1	2	1	0	0	47.6	40.9	8.3		
69	1900 - 2000	28	5	6	11	6	0	0	25	0	3	0	0	0	0	0	0	0	0	0	0	0	0	5	14	9	0	0	0	0	0	42.7	38.5	3.8			
70	2000 - 2100	17	8	4	4	1	0	0	15	0	1	1	0	0	0	0	0	0	0	0	0	0	0	2	3	5	5	2	0	0	0	51.9	47.8	5.6			
71	2100 - 2200	13	4	7	1	1	0	0	12	0	1	0	0	0	0	0	0	0	0	0	1	3	1	5	3	0	0	0	0	0	0	0	45.2	40.3	6.5		
72	2200 - 2300	4	1	3	0	0	0	1	3	0	0	0	0	0	0	0	0	0	0	0	0	0	0	0	0	0	2	1	0	0	0	-	47.5	8.5			
73	2300 - 0000	2	0	2	0	0	0	0	2	0	0	0	0	0	0	0	0	0	0	0	0	0	0	0	0	1	1	0	0	0	0	-	45	2.8			
74	0700 - 1900	558	145	135	139	139	23	11	464	2	28	4	4	5	0	0	0	0	0	1	1	4	10	29	24	72	119	174	87	2	36	8	4	0	46.5	39.4	8.4
75	0600 - 2200	629	163	154	162	150	23	11	546	2	36	5	5	0	0	0	0	0	0	1	1	4	10	29	26	82	138	194	99	32	10	4	0	47	39.6	8.3	
76	0600 - 0000	635	164	159	162	150	23	12	551	2	36	5	5	0	0	0	0	0	0	1	1	4	10	29	26	82	138	197	101	32	11	4	0	47	39.7	8.3	
77	0000 - 0000	654	171	165	165	153	23	12	565	2	41	5	5	0	0	0	0	0	0	1	1	4	10	29	27	84	143	204	103	33	11	4	1	47	39.8	8.4	



	A	B	C	D	E	F	G	H	I	J	K	L	M	N	O	P	Q	R	S	T	U	V	W	X	Y	Z	AA	AB	AC	AD	AE	AF	AG	AH	AI	
113																																				
114																																				
115	Tuesday 10 May 2016																																			
116																																				
117																																				
118																																				
119																																				
120																																				
121																																				
122																																				
123																																				
124																																				
125																																				
126																																				
127																																				
128																																				
129																																				
130																																				
131																																				
132																																				
133																																				
134																																				
135																																				
136																																				
137																																				
138																																				
139																																				
140																																				
141																																				
142																																				
143																																				
144																																				
145																																				
146																																				
147																																				
	Hourly Totals	00-15	15-30	30-45	45-00	Cycles	Motor Cycles	Car Van	Car Van Towing	2 Axle Van Lorry	3 Axle Rigid	4 Axle Rigid	3 Axle Artic	4 Axle Artic	5 Axle Artic	6 Axle Artic	Double Road Train	Triple Road Train	MPH 0 <10mph	MPH 10 <15mph	MPH 15 <20mph	MPH 20 <25mph	MPH 25 <30mph	MPH 30 <35mph	MPH 35 <40mph	MPH 40 <45mph	MPH 45 <50mph	MPH 50 <55mph	MPH 55 <60mph	MPH 60 <65mph	MPH 65 <70mph	P-Title 85%	Average Speed	Standard deviation		
120	0000 - 0100	2	0	0	1	1	0	0	2	0	0	0	0	0	0	0	0	0	0	0	0	0	0	0	0	0	2	0	0	0	0	0	-	48.4	0.2	
121	0100 - 0200	0	0	0	0	0	0	0	0	0	0	0	0	0	0	0	0	0	0	0	0	0	0	0	0	0	0	0	0	0	0	0	-	-	-	
122	0200 - 0300	0	0	0	0	0	0	0	0	0	0	0	0	0	0	0	0	0	0	0	0	0	0	0	0	0	0	0	0	0	0	0	-	-	-	
123	0300 - 0400	1	0	1	0	0	0	0	0	1	0	0	0	0	0	0	0	0	0	0	0	0	0	0	0	0	1	0	0	0	0	-	45.7	-		
124	0400 - 0500	3	0	0	1	2	0	0	3	0	0	0	0	0	0	0	0	0	0	0	0	0	0	0	1	1	0	0	0	0	0	-	41.6	11.2		
125	0500 - 0600	19	2	4	9	4	0	0	14	0	1	0	0	0	0	4	0	0	0	0	0	0	3	3	0	3	4	0	0	0	0	0	50.8	42.8	9.1	
126	0600 - 0700	36	6	8	10	12	1	0	30	0	2	1	0	0	1	0	0	0	0	0	0	2	1	3	3	9	12	4	1	1	0	52.1	43.4	8.9		
127	0700 - 0800	111	25	20	34	32	0	1	104	1	5	0	0	0	0	0	0	0	0	1	1	1	1	4	19	41	31	10	1	1	0	49.2	43.2	6.9		
128	0800 - 0900	119	32	30	23	34	0	0	107	0	10	1	0	1	0	0	0	0	0	0	0	1	5	17	22	43	26	4	1	0	0	46.3	40.7	6.3		
129	0900 - 1000	99	33	21	29	16	0	0	84	0	12	2	0	0	1	0	0	0	0	2	1	2	3	15	29	32	10	4	1	0	0	44.1	38.7	7.4		
130	1000 - 1100	49	13	16	7	13	0	0	43	0	4	0	0	0	0	2	0	0	0	0	4	2	2	7	14	8	9	3	0	0	0	47.2	37.4	9.3		
131	1100 - 1200	59	14	12	9	24	0	1	52	0	6	0	0	0	0	0	0	0	0	0	4	2	3	12	15	16	7	0	0	0	0	43.2	36.6	7.7		
132	1200 - 1300	71	15	20	24	12	0	0	58	0	13	0	1	0	1	0	0	0	0	0	1	4	13	28	13	10	1	1	0	0	45.4	38.6	5.8			
133	1300 - 1400	63	21	16	15	11	0	1	48	1	8	0	5	0	0	0	0	0	0	0	0	11	14	14	15	8	1	0	0	0	44.7	37.5	6.5			
134	1400 - 1500	69	16	17	18	18	0	0	59	0	8	1	1	0	0	0	0	0	0	0	2	1	23	22	12	6	2	1	0	0	0	43.4	37.5	6.3		
135	1500 - 1600	84	21	22	24	17	0	0	72	3	8	0	1	0	0	0	0	0	0	0	0	5	32	20	16	11	0	0	0	0	0	42.5	37.3	5.2		
136	1600 - 1700	92	18	26	24	24	0	0	77	1	14	0	0	0	0	0	0	0	0	1	0	0	9	9	39	24	8	1	1	0	0	44.3	38.4	6.6		
137	1700 - 1800	95	21	22	31	21	0	0	85	0	10</																									

	A	B	C	D	E	F	G	H	I	J	K	L	M	N	O	P	Q	R	S	T	U	V	W	X	Y	Z	AA	AB	AC	AD	AE	AF	AG	AH	AI	
148																																				
149																																				
150	Wednesday 11 May 2016																																			
151																																				
152	Time	Hourly Totals	00-15	15 Minute Bin Drops		45-00	Cycles	Motor Cycles	Car Van	Car Van Towing	Number Vehicle Classes ARX Scheme						Vehicle Speed																			
153				15-30	30-45						2 Axle Van Lorry	3 Axle Rigid	4 Axle Rigid	3 Axle Artic	4 Axle Artic	5 Axle Artic	6 Axle Artic	Double Road Train	Triple Road Train	MPH <10mph	MPH 10-15mph	MPH 15-20mph	MPH 20-25mph	MPH 25-30mph	MPH 30-35mph	MPH 35-40mph	MPH 40-45mph	MPH 45-50mph	MPH 50-55mph	MPH 55-60mph	MPH 60-65mph	MPH 65-70mph	P-Title 85%	Average Speed	Standard deviation	
154																																				
155	0000 - 0100	1	0	0	1	0	0	0	1	0	0	0	0	0	0	0	0	0	0	0	0	0	0	0	0	0	1	0	0	0	0	0	0	-	43	-
156	0100 - 0200	0	0	0	0	0	0	0	0	0	0	0	0	0	0	0	0	0	0	0	0	0	0	0	0	0	0	0	0	0	0	0	-	-	-	
157	0200 - 0300	1	0	0	0	1	0	0	1	0	0	0	0	0	0	0	0	0	0	0	0	0	0	0	0	0	1	0	0	0	0	0	-	34.2	-	
158	0300 - 0400	1	0	1	0	0	0	0	1	0	0	0	0	0	0	0	0	0	0	0	0	0	0	0	0	0	1	0	0	0	0	0	-	31.6	-	
159	0400 - 0500	2	0	0	2	0	0	0	2	0	0	0	0	0	0	0	0	0	0	0	0	0	0	0	0	0	1	0	1	0	0	0	0	488	8.1	
160	0500 - 0600	16	2	5	8	1	0	0	12	0	1	0	0	0	0	0	3	0	0	0	0	0	0	0	0	1	1	4	1	6	2	0	1	0	51.9	43.8
161	0600 - 0700	30	2	4	4	17	0	0	28	0	1	1	0	0	0	0	0	0	0	0	0	0	0	0	0	0	1	4	11	8	5	1	0	0	50.8	44.8
162	0700 - 0800	101	17	24	31	29	0	1	91	0	7	0	0	0	2	0	0	0	0	0	0	0	0	0	1	0	7	31	32	22	6	2	0	0	47.9	42.4
163	0800 - 0900	122	31	33	31	27	0	0	113	0	8	1	0	0	0	0	0	0	0	0	0	0	8	4	2	9	24	46	21	8	0	0	0	0	46.5	39.9
164	0900 - 1000	82	26	21	16	19	0	0	68	2	12	0	0	0	0	0	0	0	0	0	0	0	0	0	0	2	14	22	23	12	3	1	1	0	46.1	40.3
165	1000 - 1100	66	23	18	12	13	0	0	58	0	7	1	0	0	0	0	0	0	0	0	0	0	0	0	0	6	8	17	23	7	4	1	0	0	45.9	40
166	1100 - 1200	59	12	15	20	12	0	0	46	1	11	1	0	0	0	0	0	0	0	0	0	1	3	0	4	10	15	18	6	2	0	0	0	44.1	37.5	
167	1200 - 1300	73	15	18	22	0	0	0	59	0	13	0	0	0	0	1	0	0	0	0	0	0	0	2	8	11	18	27	7	0	0	0	0	43.8	38.1	
168	1300 - 1400	56	20	14	10	12	1	0	48	1	4	0	0	0	0	0	0	0	0	0	0	0	0	2	7	12	25	7	1	1	0	0	0	45.4	41	
169	1400 - 1500	85	10	27	15	33	0	1	74	1	7	1	0	0	1	0	0	0	0	0	0	0	1	2	10	16	26	17	9	2	2	0	0	44.1	37.6	
170	1500 - 1600	95	23	18	29	25	0	1	79	0	14	0	0	0	0	0	1	0	0	0	0	0	4	18	29	15	17	9	3	0	0	0	0	48.3	41	
171	1600 - 1700	115	24	30	34	27	0	0	97	0	17	0	1	0	0	0	0	0	0	0	0	15	23	28	30	15	3	0	0	0	0	0	0	45	38.1	
172	1700 - 1800	143	40	51	23	29	1	0	126	0	16	0	0	0	0	0	0	0	0	0	0	0	1	3	12	39	57	27	2	0	2	0	0	45.9	42.1	
173	1800 - 1900	113	29	45	17	22	1	1	97	1	13	0	0	0	0	0	0	0	0	0	0	1	2	1	3	27	46	23	8	2	0	0	0	46.3	42.1	
174	1900 - 2000	41	11	8	13	9	0	0	40	0	1	0	0	0	0	0	0	0	0	0	0	0	0	1	1	10	13	10	6	0	0	0	0	49.2	43.3	
175	2000 - 2100	23	3	5	4	11	1	0	20	0	2	0	0	0	0	0	0	0	0	0	0	0	1	0	2	8	8	3	0	0	0	0	0	48.1	41.1	
176	2100 - 2200	23	6	6	5	6	0	0	22	0	1	0	0	0	0	0	0	0	0	0	0	0	2	0	5	6	6	3	1	0	0	0	0	0	45.4	38.6
177	2200 - 2300	8	3	3	2	0	0	0	9	0	0	0	0	0	0	0	0	0	0	0	0	0	0	1	0	2	0	3	0	0	0	0	-	46.1		
178	2300 - 0000	6	2	3	1	0	0	0	3	0	3	0	0	0	0	0	0	0	0	0	0	0	0	0	0	2	2	0	0	0	0	0	0	-	42.2	
179	0700 - 1900	1110	270	314	256	270	3	4	956	6	131	4	1	0	3	1	1	0	0	0	2	13	12	57	138	288	363	173	48	12	4	0	0	46.1	46.1	
180	0600 - 2200	1227	295	337	282	313	4	4	1066	6	136	5	1	0	3	1	1	0	0	0	2	13	15	58	147	316	401	197	60	14	4	0	0	46.3	40.3	
181	0600 - 0000	1241	300	343	285	313	4	4	1077	6	139	5	1	0	3	1	1	0	0	0	2	13	15	59	147	320	403	202	60	14	6	0	0	46.3	40.3	
182	0000 - 0000	1262	302	349	296	315	4	4	1094	6	140	5	1	0	3	1	4	0	0	0	2	13	15	60	150	324	406	208	63	14	7	0	0	46.5	40.4	



	A	B	C	D	E	F	G	H	I	J	K	L	M	N	O	P	Q	R	S	T	U	V	W	X	Y	Z	AA	AB	AC	AD	AE	AF	AG	AH	AI			
253																																						
254																																						
255	Virtual Day (T)																																					
256																																						
257																																						
258	Time	Hourly Totals	00-15	15 Minute Bin Drops 15-30	30-45	45-00	Cycles	Motor Cycles	Car Van	Car Van Towing	2 Axle Van Lorry	3 Axle Rigid	4 Axle Rigid	3 Axle Artic	4 Axle Artic	5 Axle Artic	6 Axle Artic	Double Road Train	Triple Road Train	MPH 0 <10mph	MPH 10 <15mph	MPH 15 <20mph	MPH 20 <25mph	MPH 25 <30mph	MPH 30 <35mph	MPH 35 <40mph	MPH 40 <45mph	MPH 45 <50mph	MPH 50 <55mph	MPH 55 <60mph	MPH 60 <65mph	MPH 65 <70mph	P-Title 85%	Average Speed	Standard deviation			
259																																						
260	0000 - 0100	3	1	0	1	1	0	0	3	0	0	0	0	0	0	0	0	0	0	0	0	0	0	0	0	0	1	1	0	0	0	0	0	0	-	42.3	6.2	
261	0100 - 0200	1	0	0	0	0	0	0	1	0	0	0	0	0	0	0	0	0	0	0	0	0	0	0	0	0	0	0	0	0	0	0	0	0	-	41.7	-	
262	0200 - 0300	1	0	0	0	0	0	0	1	0	0	0	0	0	0	0	0	0	0	0	0	0	0	0	0	0	0	0	0	0	0	0	0	0	-	48.8	-	
263	0300 - 0400	1	0	0	0	0	0	0	0	0	0	0	0	0	0	0	1	0	0	0	0	0	0	0	0	0	0	0	0	0	0	0	0	0	-	39.5	7.9	
264	0400 - 0500	2	0	1	1	1	0	0	1	0	0	0	0	0	0	0	0	0	0	0	0	0	0	0	0	0	1	0	0	0	0	0	0	0	-	42.5	7.8	
265	0500 - 0600	10	1	3	4	1	0	0	6	0	1	0	0	0	0	0	2	0	0	0	0	0	0	0	1	2	1	1	2	2	0	0	0	-	42.4	9.4		
266	0600 - 0700	24	4	5	5	10	0	0	20	0	2	0	0	0	0	0	0	0	0	0	0	0	0	1	0	1	3	7	5	1	1	0	0	50.8	43.2	8.6		
267	0700 - 0800	67	13	16	18	20	0	1	60	0	4	1	0	0	0	0	0	0	0	0	0	0	1	1	1	4	16	21	16	6	1	1	0	0	49	42.3	6.9	
268	0800 - 0900	85	20	21	21	22	0	1	76	0	6	1	0	0	0	0	0	0	0	0	0	0	1	3	3	8	20	29	14	5	1	0	0	0	47	40.5	7.4	
269	0900 - 1000	74	23	18	16	16	1	0	61	1	9	1	0	0	0	0	0	0	0	0	0	1	2	5	13	19	22	8	3	1	0	0	0	45.2	38.5	7.2		
270	1000 - 1100	57	16	16	11	14	1	1	48	0	6	1	0	0	0	0	0	0	0	0	0	0	1	1	3	7	17	17	9	3	0	0	0	46.1	40	6.8		
271	1100 - 1200	54	12	12	16	14	2	1	43	1	7	1	0	0	0	0	0	0	0	0	0	2	2	3	9	14	16	6	1	1	0	0	0	45	38.2	8.5		
272	1200 - 1300	58	14	13	15	15	1	1	47	0	7	0	1	0	0	0	0	0	0	0	0	2	2	4	10	16	15	6	1	1	0	0	0	44.5	37.5	8.1		
273	1300 - 1400	51	14	13	13	11	0	1	43	1	5	0	1	0	0	0	0	0	0	0	0	1	3	6	13	16	7	2	1	0	0	0	0	46.3	39.8	7.4		
274	1400 - 1500	53	11	14	12	17	0	1	46	0	4	1	1	0	0	0	0	0	0	0	0	1	2	10	14	14	9	2	1	0	0	0	0	46.3	39.4	7.2		
275	1500 - 1600	53	13	13	15	13	0	0	46	0	6	0	0	0	0	0	0	0	0	0	0	0	3	11	13	14	8	3	1	0	0	0	0	46.5	39.5	7.1		
276	1600 - 1700	56	12	16	15	12	0	0	48	0	7	0	0	0	0	0	0	0	0	0	0	1	5	7	16	17	8	1	1	0	0	0	0	45.9	39.3	7		
277	1700 - 1800	63	16	20	15	12	0	0	57	0	5	0	0	0	0	0	0	0	0	0	0	1	2	6	17	21	12	3	0	0	0	0	0	46.8	41.1	6.5		
278	1800 - 1900	47	13	16	9	10	1	0	42	0	4	0	0	0	0	0	0	0	0	0	0	1	1	3	9	17	9	4	1	0	0	0	0	48.8	42.5	7		
279	1900 - 2000	24	5	5	8	5	0	0	21	0	3	0	0	0	0	0	0	0	0	0	0	0	0	3	7	7	4	2	0	0	0	0	0	48.3	41.4	6.7		
280	2000 - 2100	13	4	4	2	3	1	0	11	0	1	0	0	0	0	0	0	0	0	0	0	1	0	3	4	3	1	1	0	0	0	0	0	49.7	41.9	8.4		
281	2100 - 2200	11	4	3	2	2	0	0	11	0	1	0	0	0	0	0	0	0	0	0	0	0	1	2	2	4	2	0	0	0	0	0	0	45.2	38.8	6.4		
282	2200 - 2300	6	2	2	1	1	0	0	6	0	0	0	0	0	0	0	0	0	0	0	0	0	0	0	1	2	1	0	0	0	0	0	0	-	43.1	7.8		
283	2300 - 0000	3	1	1	1	0	0	0	2	0	0	0	0	0	0	0	0	0	0	0	0	0	0	0	1	1	1	0	0	0	0	0	0	-	42.1	3.9		
284	0700 - 1900	718	177	188	176	177	7	7	616	4	71	4	4	1	2	1	1	0	0	0	2	0	16	34	96	184	219	112	44	9	2	0	0	46.5	39.9	7.4		
285	0600 - 2200	790	194	205	194	197	9	7	679	4	77	5	4	1	3	1	1	0	0	0	2	10	17	37	103	200	240	127	40	11	3	0	0	46.8	40	7.5		
286	0600 - 0000	798	197	208	195	198	9	8	687	4	78	5	4	1	3	1	1	0	0	0	2	10	17	37	103	202	243	129	40	11	3	0	0	46.8	40.1	7.5		
287	0000 - 0000	816	200	214	201	201	9	8	699	4	79	5	4	1	3	1	4	0	0	0	2	10	17	38	106	205	246	133	43	12	4	1	47	40.1	7.5			

















Virtual Week (1)

Time	Hourly Totals	15 Minute Bin Drops				Cycles	Motor Cycles	Car Van	Car Van Towing	Number Vehicle Classes ARX Scheme								Double Road Train	Triple Road Train	Vehicle Speed										P-Tile 85%	Average Speed	Standard deviation		
		00-15	15-30	30-45	45-00					2 Axle Van Lorry	3 Axle Rigid	4 Axle Rigid	3 Axle Artic	4 Axle Artic	5 Axle Artic	6 Axle Artic	MPH 0			MPH 10	MPH 15	MPH 20	MPH 25	MPH 30	MPH 35	MPH 40	MPH 45	MPH 50	MPH 55				MPH 60	MPH 65
Mon	1153	314	293	267	279	0	7	889	7	223	7	0	1	14	3	2	0	0	2	2	8	30	96	272	302	260	125	46	6	4	50.1	42.9	7.3	
Tue	1153	294	295	269	275	0	2	903	19	215	2	1	3	4	1	3	0	0	4	11	18	35	115	275	319	217	78	11	7	3	47.6	41.1	7.2	
Wed	1181	282	297	308	294	1	5	939	5	218	2	0	0	5	5	1	0	0	1	3	11	11	32	89	265	327	288	116	25	11	2	49	42.5	7.4
Thu	635	179	157	131	168	1	4	473	3	149	1	0	2	0	0	2	0	0	0	3	8	7	19	40	137	203	112	76	23	4	3	50.6	42.7	8
Fri	0	0	0	0	0	0	0	0	0	0	0	0	0	0	0	0	0	0	0	0	0	0	0	0	0	0	0	0	0	0	0	-	-	-
Sat	853	207	221	216	209	0	7	698	7	137	1	0	0	1	2	0	0	0	0	1	1	9	19	72	164	236	197	96	42	12	4	51.2	43.5	7.7
Sun	632	161	154	170	147	0	16	518	3	91	1	0	2	0	1	0	0	1	0	1	4	13	42	124	192	144	64	26	15	6	50.8	43.8	7.6	
<b>Total</b>	<b>5607</b>	<b>1437</b>	<b>1417</b>	<b>1381</b>	<b>1372</b>	<b>2</b>	<b>41</b>	<b>4420</b>	<b>44</b>	<b>1033</b>	<b>14</b>	<b>1</b>	<b>8</b>	<b>24</b>	<b>12</b>	<b>8</b>	<b>0</b>	<b>0</b>	<b>2</b>	<b>13</b>	<b>34</b>	<b>57</b>	<b>148</b>	<b>454</b>	<b>1237</b>	<b>1639</b>	<b>1218</b>	<b>555</b>	<b>173</b>	<b>55</b>	<b>22</b>	<b>49.7</b>	<b>42.6</b>	<b>7.5</b>

Total

Time	Hourly Totals	15 Minute Bin Drops				Cycles	Motor Cycles	Car Van	Car Van Towing	Number Vehicle Classes ARX Scheme								Double Road Train	Triple Road Train	Vehicle Speed										P-Tile 85%	Average Speed	Standard deviation		
		00-15	15-30	30-45	45-00					2 Axle Van Lorry	3 Axle Rigid	4 Axle Rigid	3 Axle Artic	4 Axle Artic	5 Axle Artic	6 Axle Artic	MPH 0			MPH 10	MPH 15	MPH 20	MPH 25	MPH 30	MPH 35	MPH 40	MPH 45	MPH 50	MPH 55				MPH 60	MPH 65
<b>Total</b>	<b>5607</b>	<b>1437</b>	<b>1417</b>	<b>1381</b>	<b>1372</b>	<b>2</b>	<b>41</b>	<b>4420</b>	<b>44</b>	<b>1033</b>	<b>14</b>	<b>1</b>	<b>8</b>	<b>24</b>	<b>12</b>	<b>8</b>	<b>0</b>	<b>0</b>	<b>2</b>	<b>13</b>	<b>34</b>	<b>57</b>	<b>148</b>	<b>454</b>	<b>1237</b>	<b>1639</b>	<b>1218</b>	<b>555</b>	<b>173</b>	<b>55</b>	<b>22</b>	<b>49.7</b>	<b>42.6</b>	<b>7.5</b>

Site Plan

	Movement Number
	Number of Veh cles
	PCU Value

Network Peak Hour

08:00 - 09:00
---------------

**Network Peak Hour Generator**  
click on yellow cell to change Peak Hour parameters

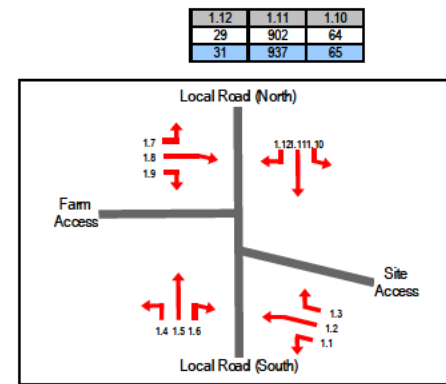
Session:

Vehicle Class:

Start Time:

End Time:

1.7	27	29
1.8	0	0
1.9	7	7



1.12	1.11	1.10
29	902	64
31	937	65

1.3	63	64
1.2	1	1
1.1	13	13

Peak Hour

08:00 - 09:00
---------------

1.4	1.5	1.6
11	879	9
11	905	9

Note: The site diagram is for reference purposes only and is not an exact representation of the site surveyed

Bartlow, Cambridgeshire  
Classified Junction Count

Site 1 of 1  
Site Access  
Local Road (South)  
Farm Access  
Local Road (North)

Lat/Long  
lat 52.077669° lon 0.312089°

Date  
Tuesday 10 May 2016

Weather  
Sunny Intervals  
Temp: 15°C

0700 - 1900 (Weekday 12H Session)

TIME	Movement 1.1: Left from Site Access to Local Road (South)								Original Data	
	P/CYCLE	M/CYCLE	CAR	TAXI	LGV	OGV1	OGV2	BUS/COACH	TOTAL	PCU TOTAL
0700 - 0715	0	0	0	0	0	0	0	0	0	0.00
0715 - 0730	0	0	0	0	0	0	0	0	0	0.00
0730 - 0745	0	0	0	0	0	0	0	0	0	0.00
0745 - 0800	0	0	0	0	0	0	0	0	0	0.00
Hourly Total	0	0	0	0	0	0	0	0	0	0.00
Hourly Average	0.00	0.00	0.00	0.00	0.00	0.00	0.00	0.00	0.00	0.00
0800 - 0815	0	0	0	0	0	0	0	0	0	0.00
0815 - 0830	0	0	0	0	0	0	0	0	0	0.00
0830 - 0845	0	0	0	0	0	0	0	0	0	0.00
0845 - 0900	0	0	2	0	0	0	0	0	2	2.00
Hourly Total	0	0	2	0	0	0	0	0	2	2.00
Hourly Average	0.00	0.00	0.50	0.00	0.00	0.00	0.00	0.00	0.50	0.50
0900 - 0915	0	0	0	0	0	0	0	0	0	0.00
0915 - 0930	0	0	1	0	0	0	0	0	1	1.00
0930 - 0945	0	0	0	0	0	0	0	0	0	0.00
0945 - 1000	0	0	0	0	0	0	0	0	0	0.00
Hourly Total	0	0	1	0	0	0	0	0	1	1.00
Hourly Average	0.00	0.00	0.25	0.00	0.00	0.00	0.00	0.00	0.25	0.25
1000 - 1015	0	0	0	0	0	0	0	0	0	0.00
1015 - 1030	0	0	0	0	0	0	0	0	0	0.00
1030 - 1045	0	0	0	0	0	0	0	0	0	0.00
1045 - 1100	0	0	0	0	0	0	0	0	0	0.00
Hourly Total	0	0	0	0	0	0	0	0	0	0.00
Hourly Average	0.00	0.00	0.00	0.00	0.00	0.00	0.00	0.00	0.00	0.00
1100 - 1115	0	0	0	0	0	0	0	0	0	0.00
1115 - 1130	0	0	0	0	0	0	0	0	0	0.00
1130 - 1145	0	0	0	0	0	0	0	0	0	0.00
1145 - 1200	0	0	1	0	0	0	0	0	1	1.00
Hourly Total	0	0	1	0	0	0	0	0	1	1.00
Hourly Average	0.00	0.00	0.25	0.00	0.00	0.00	0.00	0.00	0.25	0.25
1200 - 1215	0	0	0	0	0	0	0	0	0	0.00
1215 - 1230	0	0	0	0	1	0	0	0	1	1.00
1230 - 1245	0	0	0	0	0	0	0	0	0	0.00
1245 - 1300	0	0	0	0	0	0	0	0	0	0.00
Hourly Total	0	0	0	0	1	0	0	0	1	1.00
Hourly Average	0.00	0.00	0.00	0.00	0.25	0.00	0.00	0.00	0.25	0.25
1300 - 1315	0	0	0	0	0	0	0	0	0	0.00
1315 - 1330	0	0	0	0	0	0	0	0	0	0.00
1330 - 1345	0	0	0	0	0	0	0	0	0	0.00
1345 - 1400	0	0	0	0	0	0	0	0	0	0.00
Hourly Total	0	0	0	0	0	0	0	0	0	0.00
Hourly Average	0.00	0.00	0.00	0.00	0.00	0.00	0.00	0.00	0.00	0.00
1400 - 1415	0	0	0	0	0	0	0	0	0	0.00
1415 - 1430	0	0	0	0	0	0	0	0	0	0.00
1430 - 1445	0	0	0	0	0	0	0	0	0	0.00
1445 - 1500	0	0	0	0	0	0	0	0	0	0.00
Hourly Total	0	0	0	0	0	0	0	0	0	0.00
Hourly Average	0.00	0.00	0.00	0.00	0.00	0.00	0.00	0.00	0.00	0.00
1500 - 1515	0	0	1	0	0	0	0	0	1	1.00
1515 - 1530	0	0	0	0	0	0	0	0	0	0.00
1530 - 1545	0	0	0	0	0	0	0	0	0	0.00
1545 - 1600	0	0	1	0	0	0	0	0	1	1.00
Hourly Total	0	0	2	0	0	0	0	0	2	2.00
Hourly Average	0.00	0.00	0.50	0.00	0.00	0.00	0.00	0.00	0.50	0.50
1600 - 1615	0	0	0	0	0	0	0	0	0	0.00
1615 - 1630	0	0	0	0	0	0	0	0	0	0.00
1630 - 1645	0	0	0	0	0	0	0	0	0	0.00
1645 - 1700	0	0	0	0	0	0	0	0	0	0.00
Hourly Total	0	0	0	0	0	0	0	0	0	0.00
Hourly Average	0.00	0.00	0.00	0.00	0.00	0.00	0.00	0.00	0.00	0.00
1700 - 1715	0	0	1	0	0	0	0	0	1	1.00
1715 - 1730	0	0	1	0	0	0	0	0	1	1.00
1730 - 1745	0	0	0	0	0	0	0	0	0	0.00
1745 - 1800	0	0	3	0	0	0	0	0	3	3.00
Hourly Total	0	0	5	0	0	0	0	0	5	5.00
Hourly Average	0.00	0.00	1.25	0.00	0.00	0.00	0.00	0.00	1.25	1.25
1800 - 1815	0	0	1	0	0	0	0	0	1	1.00
1815 - 1830	0	0	0	0	0	0	0	0	0	0.00
1830 - 1845	0	0	0	0	0	0	0	0	0	0.00
1845 - 1900	0	0	0	0	0	0	0	0	0	0.00
Hourly Total	0	0	1	0	0	0	0	0	1	1.00
Hourly Average	0.00	0.00	0.25	0.00	0.00	0.00	0.00	0.00	0.25	0.25
Session Total	0	0	12	0	1	0	0	0	13	13.00
Session Average	0.00	0.00	0.25	0.00	0.02	0.00	0.00	0.00	0.27	0.27



Bartlow, Cambridgeshire  
Classified Junction Count

Site 1 of 1  
Site Access  
Local Road (South)  
Farm Access  
Local Road (North)

Lat/Long  
lat 52.077669° lon 0.312089°

Date  
Tuesday 10 May 2016

Weather  
Sunny Intervals  
Temp: 15°C

0700 - 1900 (Weekday 12H Session)

TIME	Movement 1.3: Right from Site Access to Local Road (North)								Original Data	
	P/CYCLE	M/CYCLE	CAR	TAXI	LGV	OGV1	OGV2	BUS/COACH	TOTAL	PCU TOTAL
0700 - 0715	0	0	1	0	0	0	0	0	1	1.00
0715 - 0730	0	0	0	0	0	0	0	0	0	0.00
0730 - 0745	0	0	1	0	0	0	0	0	1	1.00
0745 - 0800	0	0	0	0	0	0	0	0	0	0.00
Hourly Total	0	0	2	0	0	0	0	0	2	2.00
Hourly Average	0.00	0.00	0.50	0.00	0.00	0.00	0.00	0.00	0.50	0.50
0800 - 0815	0	0	4	0	0	0	0	0	4	4.00
0815 - 0830	0	0	0	0	0	0	0	0	0	0.00
0830 - 0845	0	0	1	0	0	0	0	0	1	1.00
0845 - 0900	0	0	2	0	0	0	0	0	2	2.00
Hourly Total	0	0	7	0	0	0	0	0	7	7.00
Hourly Average	0.00	0.00	1.75	0.00	0.00	0.00	0.00	0.00	1.75	1.75
0900 - 0915	0	0	9	0	1	0	0	0	10	10.00
0915 - 0930	0	0	3	0	0	0	0	0	3	3.00
0930 - 0945	0	0	1	0	0	0	0	0	1	1.00
0945 - 1000	0	0	0	0	0	0	0	0	0	0.00
Hourly Total	0	0	13	0	1	0	0	0	14	14.00
Hourly Average	0.00	0.00	3.25	0.00	0.25	0.00	0.00	0.00	3.50	3.50
1000 - 1015	0	0	2	0	0	0	0	0	2	2.00
1015 - 1030	0	0	0	0	0	0	0	0	0	0.00
1030 - 1045	0	0	0	0	0	0	0	0	0	0.00
1045 - 1100	0	0	0	0	0	0	0	0	0	0.00
Hourly Total	0	0	2	0	0	0	0	0	2	2.00
Hourly Average	0.00	0.00	0.50	0.00	0.00	0.00	0.00	0.00	0.50	0.50
1100 - 1115	0	0	0	0	0	0	0	0	0	0.00
1115 - 1130	0	0	0	0	1	0	0	0	1	1.00
1130 - 1145	0	0	0	0	0	0	0	0	0	0.00
1145 - 1200	0	0	0	0	0	0	0	0	0	0.00
Hourly Total	0	0	0	0	1	0	0	0	1	1.00
Hourly Average	0.00	0.00	0.00	0.00	0.25	0.00	0.00	0.00	0.25	0.25
1200 - 1215	0	0	3	0	0	0	0	0	3	3.00
1215 - 1230	0	0	0	0	1	0	0	0	1	1.00
1230 - 1245	0	0	0	0	0	1	0	0	1	1.50
1245 - 1300	0	0	1	0	0	0	0	0	1	1.00
Hourly Total	0	0	4	0	1	1	0	0	6	6.50
Hourly Average	0.00	0.00	1.00	0.00	0.25	0.25	0.00	0.00	1.50	1.63
1300 - 1315	0	0	5	0	0	0	0	0	5	5.00
1315 - 1330	0	0	2	0	0	0	0	0	2	2.00
1330 - 1345	0	0	0	0	0	0	0	0	0	0.00
1345 - 1400	0	0	0	0	0	0	0	0	0	0.00
Hourly Total	0	0	7	0	0	0	0	0	7	7.00
Hourly Average	0.00	0.00	1.75	0.00	0.00	0.00	0.00	0.00	1.75	1.75
1400 - 1415	0	0	1	0	0	0	0	0	1	1.00
1415 - 1430	0	0	1	0	0	0	0	0	1	1.00
1430 - 1445	0	0	0	0	0	0	0	0	0	0.00
1445 - 1500	0	0	5	0	0	0	0	0	5	5.00
Hourly Total	0	0	7	0	0	0	0	0	7	7.00
Hourly Average	0.00	0.00	1.75	0.00	0.00	0.00	0.00	0.00	1.75	1.75
1500 - 1515	0	0	6	0	0	0	0	0	6	6.00
1515 - 1530	0	0	1	0	0	0	0	0	1	1.00
1530 - 1545	0	0	1	0	0	0	0	0	1	1.00
1545 - 1600	0	0	1	0	0	0	0	0	1	1.00
Hourly Total	0	0	9	0	0	0	0	0	9	9.00
Hourly Average	0.00	0.00	2.25	0.00	0.00	0.00	0.00	0.00	2.25	2.25
1600 - 1615	0	0	3	0	0	0	0	0	3	3.00
1615 - 1630	0	0	0	0	0	0	0	0	0	0.00
1630 - 1645	0	0	1	0	0	0	0	0	1	1.00
1645 - 1700	0	0	1	0	0	0	0	0	1	1.00
Hourly Total	0	0	5	0	0	0	0	0	5	5.00
Hourly Average	0.00	0.00	1.25	0.00	0.00	0.00	0.00	0.00	1.25	1.25
1700 - 1715	0	0	0	0	0	0	0	0	0	0.00
1715 - 1730	0	0	0	0	0	0	0	0	0	0.00
1730 - 1745	0	0	2	0	0	0	0	0	2	2.00
1745 - 1800	0	0	0	0	0	0	0	0	0	0.00
Hourly Total	0	0	2	0	0	0	0	0	2	2.00
Hourly Average	0.00	0.00	0.50	0.00	0.00	0.00	0.00	0.00	0.50	0.50
1800 - 1815	0	0	1	0	0	0	0	0	1	1.00
1815 - 1830	0	0	0	0	0	0	0	0	0	0.00
1830 - 1845	0	0	0	0	0	0	0	0	0	0.00
1845 - 1900	0	0	0	0	0	0	0	0	0	0.00
Hourly Total	0	0	1	0	0	0	0	0	1	1.00
Hourly Average	0.00	0.00	0.25	0.00	0.00	0.00	0.00	0.00	0.25	0.25
Session Total	0	0	59	0	3	1	0	0	63	63.50
Session Average	0.00	0.00	1.23	0.00	0.06	0.02	0.00	0.00	1.31	1.32

Bartlow, Cambridgeshire  
Classified Junction Count

Site 1 of 1  
Site Access  
Local Road (South)  
Farm Access  
Local Road (North)

Lat/Long  
lat 52.077669° lon 0.312089°

Date  
Tuesday 10 May 2016

Weather  
Sunny Intervals  
Temp: 15°C

0700 - 1900 (Weekday 12H Session)

TIME	Movement 1.4: Left from Local Road (South) to Farm Access								Original Data	
	P/CYCLE	M/CYCLE	CAR	TAXI	LGV	OGV1	OGV2	BUS/COACH	TOTAL	PCU TOTAL
0700 - 0715	0	0	1	0	0	0	0	0	1	1.00
0715 - 0730	0	0	1	0	0	0	0	0	1	1.00
0730 - 0745	0	0	0	0	0	0	0	0	0	0.00
0745 - 0800	0	0	1	0	0	0	0	0	1	1.00
Hourly Total	0	0	3	0	0	0	0	0	3	3.00
Hourly Average	0.00	0.00	0.75	0.00	0.00	0.00	0.00	0.00	0.75	0.75
0800 - 0815	0	0	0	0	0	0	0	0	0	0.00
0815 - 0830	0	0	1	0	0	0	0	0	1	1.00
0830 - 0845	0	0	1	0	0	0	0	0	1	1.00
0845 - 0900	0	0	0	0	0	0	0	0	0	0.00
Hourly Total	0	0	2	0	0	0	0	0	2	2.00
Hourly Average	0.00	0.00	0.50	0.00	0.00	0.00	0.00	0.00	0.50	0.50
0900 - 0915	0	0	0	0	0	0	0	0	0	0.00
0915 - 0930	0	0	0	0	0	0	0	0	0	0.00
0930 - 0945	0	0	0	0	0	0	0	0	0	0.00
0945 - 1000	0	0	0	0	0	0	0	0	0	0.00
Hourly Total	0	0	0	0	0	0	0	0	0	0.00
Hourly Average	0.00	0.00	0.00	0.00	0.00	0.00	0.00	0.00	0.00	0.00
1000 - 1015	0	0	0	0	0	0	0	0	0	0.00
1015 - 1030	0	0	1	0	0	0	0	0	1	1.00
1030 - 1045	0	0	1	0	0	0	0	0	1	1.00
1045 - 1100	0	0	0	0	0	0	0	0	0	0.00
Hourly Total	0	0	2	0	0	0	0	0	2	2.00
Hourly Average	0.00	0.00	0.50	0.00	0.00	0.00	0.00	0.00	0.50	0.50
1100 - 1115	0	0	0	0	0	0	0	0	0	0.00
1115 - 1130	0	0	1	0	0	0	0	0	1	1.00
1130 - 1145	0	0	0	0	0	0	0	0	0	0.00
1145 - 1200	0	0	0	0	0	0	0	0	0	0.00
Hourly Total	0	0	1	0	0	0	0	0	1	1.00
Hourly Average	0.00	0.00	0.25	0.00	0.00	0.00	0.00	0.00	0.25	0.25
1200 - 1215	0	0	0	0	0	0	0	0	0	0.00
1215 - 1230	0	0	0	0	0	0	0	0	0	0.00
1230 - 1245	0	0	0	0	0	0	0	0	0	0.00
1245 - 1300	0	0	0	0	0	0	0	0	0	0.00
Hourly Total	0	0	0	0	0	0	0	0	0	0.00
Hourly Average	0.00	0.00	0.00	0.00	0.00	0.00	0.00	0.00	0.00	0.00
1300 - 1315	0	0	0	0	0	0	0	0	0	0.00
1315 - 1330	0	0	0	0	0	0	0	0	0	0.00
1330 - 1345	0	0	0	0	0	0	0	0	0	0.00
1345 - 1400	0	0	0	0	0	0	0	0	0	0.00
Hourly Total	0	0	0	0	0	0	0	0	0	0.00
Hourly Average	0.00	0.00	0.00	0.00	0.00	0.00	0.00	0.00	0.00	0.00
1400 - 1415	0	0	0	0	0	0	0	0	0	0.00
1415 - 1430	0	0	0	0	0	0	0	0	0	0.00
1430 - 1445	0	0	0	0	0	0	0	0	0	0.00
1445 - 1500	0	0	0	0	0	0	0	0	0	0.00
Hourly Total	0	0	0	0	0	0	0	0	0	0.00
Hourly Average	0.00	0.00	0.00	0.00	0.00	0.00	0.00	0.00	0.00	0.00
1500 - 1515	0	0	0	0	0	0	0	0	0	0.00
1515 - 1530	0	0	0	0	1	0	0	0	1	1.00
1530 - 1545	0	0	0	0	0	0	0	0	0	0.00
1545 - 1600	0	0	0	0	0	0	0	0	0	0.00
Hourly Total	0	0	0	0	1	0	0	0	1	1.00
Hourly Average	0.00	0.00	0.00	0.00	0.25	0.00	0.00	0.00	0.25	0.25
1600 - 1615	0	0	0	0	0	0	0	0	0	0.00
1615 - 1630	0	0	1	0	0	0	0	0	1	1.00
1630 - 1645	0	0	0	0	0	0	0	0	0	0.00
1645 - 1700	0	0	0	0	0	0	0	0	0	0.00
Hourly Total	0	0	1	0	0	0	0	0	1	1.00
Hourly Average	0.00	0.00	0.25	0.00	0.00	0.00	0.00	0.00	0.25	0.25
1700 - 1715	0	0	0	0	0	0	0	0	0	0.00
1715 - 1730	0	0	1	0	0	0	0	0	1	1.00
1730 - 1745	0	0	0	0	0	0	0	0	0	0.00
1745 - 1800	0	0	0	0	0	0	0	0	0	0.00
Hourly Total	0	0	1	0	0	0	0	0	1	1.00
Hourly Average	0.00	0.00	0.25	0.00	0.00	0.00	0.00	0.00	0.25	0.25
1800 - 1815	0	0	0	0	0	0	0	0	0	0.00
1815 - 1830	0	0	0	0	0	0	0	0	0	0.00
1830 - 1845	0	0	0	0	0	0	0	0	0	0.00
1845 - 1900	0	0	0	0	0	0	0	0	0	0.00
Hourly Total	0	0	0	0	0	0	0	0	0	0.00
Hourly Average	0.00	0.00	0.00	0.00	0.00	0.00	0.00	0.00	0.00	0.00
Session Total	0	0	10	0	1	0	0	0	11	11.00
Session Average	0.00	0.00	0.21	0.00	0.02	0.00	0.00	0.00	0.23	0.23

Bartlow, Cambridgeshire  
Classified Junction Count

Site 1 of 1  
Site Access  
Local Road (South)  
Farm Access  
Local Road (North)

Lat/Long  
lat 52.077669° lon 0.312089°

Date  
Tuesday 10 May 2016

Weather  
Sunny Intervals  
Temp: 15°C

0700 - 1900 (Weekday 12H Session)

TIME	Movement 1.5: Northbound from Local Road (South) to Local Road (North)								Original Data	
	P/CYCLE	M/CYCLE	CAR	TAXI	LGV	OGV1	OGV2	BUS/COACH	TOTAL	PCU TOTAL
0700 - 0715	0	0	22	0	1	0	0	0	23	23.00
0715 - 0730	0	0	20	0	1	0	0	0	21	21.00
0730 - 0745	0	0	31	0	1	0	0	0	32	32.00
0745 - 0800	0	1	28	0	1	0	0	0	30	29.40
Hourly Total	0	1	101	0	4	0	0	0	106	105.40
Hourly Average	0.00	0.25	25.25	0.00	1.00	0.00	0.00	0.00	26.50	26.35
0800 - 0815	0	0	28	0	1	0	0	0	29	29.00
0815 - 0830	0	0	23	0	4	0	0	0	27	27.00
0830 - 0845	0	0	20	0	1	0	0	0	21	21.00
0845 - 0900	0	0	29	0	3	0	0	0	32	32.00
Hourly Total	0	0	100	0	9	0	0	0	109	109.00
Hourly Average	0.00	0.00	25.00	0.00	2.25	0.00	0.00	0.00	27.25	27.25
0900 - 0915	0	0	19	0	3	0	1	0	23	24.30
0915 - 0930	0	0	16	0	2	0	0	0	18	18.00
0930 - 0945	0	0	21	0	2	2	0	0	25	26.00
0945 - 1000	0	0	14	0	4	1	0	0	19	19.50
Hourly Total	0	0	70	0	11	3	1	0	85	87.80
Hourly Average	0.00	0.00	17.50	0.00	2.75	0.75	0.25	0.00	21.25	21.95
1000 - 1015	0	0	11	0	0	0	0	0	11	11.00
1015 - 1030	0	0	11	0	3	0	1	0	15	16.30
1030 - 1045	0	0	6	0	0	0	0	0	6	6.00
1045 - 1100	0	0	7	0	3	0	1	0	11	12.30
Hourly Total	0	0	35	0	6	0	2	0	43	45.60
Hourly Average	0.00	0.00	8.75	0.00	1.50	0.00	0.50	0.00	10.75	11.40
1100 - 1115	0	0	12	0	1	0	0	0	13	13.00
1115 - 1130	0	1	7	0	1	1	0	0	10	9.90
1130 - 1145	0	0	7	0	2	0	0	0	9	9.00
1145 - 1200	0	0	19	0	2	2	0	0	23	24.00
Hourly Total	0	1	45	0	6	3	0	0	55	55.90
Hourly Average	0.00	0.25	11.25	0.00	1.50	0.75	0.00	0.00	13.75	13.98
1200 - 1215	0	0	9	0	2	0	1	0	12	13.30
1215 - 1230	0	0	13	0	3	1	1	0	18	19.80
1230 - 1245	0	0	18	0	2	1	0	0	21	21.50
1245 - 1300	0	0	9	0	2	0	0	0	11	11.00
Hourly Total	0	0	49	0	9	2	2	0	62	65.60
Hourly Average	0.00	0.00	12.25	0.00	2.25	0.50	0.50	0.00	15.50	16.40
1300 - 1315	0	0	12	0	1	0	2	0	15	17.60
1315 - 1330	0	0	9	0	1	1	2	0	13	16.10
1330 - 1345	0	0	10	0	3	1	0	0	14	14.50
1345 - 1400	0	0	7	0	1	0	1	0	9	10.30
Hourly Total	0	0	38	0	6	2	5	0	51	58.50
Hourly Average	0.00	0.00	9.50	0.00	1.50	0.50	1.25	0.00	12.75	14.63
1400 - 1415	0	1	10	0	2	2	1	0	16	17.70
1415 - 1430	0	0	14	0	2	0	0	0	16	16.00
1430 - 1445	0	0	16	0	2	1	0	0	19	19.50
1445 - 1500	0	0	12	0	1	0	0	0	13	13.00
Hourly Total	0	1	52	0	7	3	1	0	64	66.20
Hourly Average	0.00	0.25	13.00	0.00	1.75	0.75	0.25	0.00	16.00	16.55
1500 - 1515	0	0	12	0	2	0	0	0	14	14.00
1515 - 1530	0	0	17	0	1	0	3	0	21	24.90
1530 - 1545	0	0	17	0	4	1	0	0	22	22.50
1545 - 1600	0	0	14	0	2	0	0	0	16	16.00
Hourly Total	0	0	60	0	9	1	3	0	73	77.40
Hourly Average	0.00	0.00	15.00	0.00	2.25	0.25	0.75	0.00	18.25	19.35
1600 - 1615	0	0	12	0	3	0	0	0	15	15.00
1615 - 1630	0	0	20	0	5	0	0	0	25	25.00
1630 - 1645	0	0	17	0	1	1	1	0	20	21.80
1645 - 1700	0	0	17	0	2	0	0	0	19	19.00
Hourly Total	0	0	66	0	11	1	1	0	79	80.80
Hourly Average	0.00	0.00	16.50	0.00	2.75	0.25	0.25	0.00	19.75	20.20
1700 - 1715	0	0	19	0	2	0	0	0	21	21.00
1715 - 1730	0	0	19	0	1	1	0	0	21	21.50
1730 - 1745	0	0	26	0	2	1	0	0	29	29.50
1745 - 1800	0	0	18	0	1	0	0	0	19	19.00
Hourly Total	0	0	82	0	6	2	0	0	90	91.00
Hourly Average	0.00	0.00	20.50	0.00	1.50	0.50	0.00	0.00	22.50	22.75
1800 - 1815	0	0	23	0	1	0	0	0	24	24.00
1815 - 1830	0	0	16	0	2	0	0	0	18	18.00
1830 - 1845	0	0	11	0	0	0	0	0	11	11.00
1845 - 1900	0	0	9	0	0	0	0	0	9	9.00
Hourly Total	0	0	59	0	3	0	0	0	62	62.00
Hourly Average	0.00	0.00	14.75	0.00	0.75	0.00	0.00	0.00	15.50	15.50
Session Total	0	3	757	0	87	17	15	0	879	905.20
Session Average	0.00	0.06	15.77	0.00	1.81	0.35	0.31	0.00	18.31	18.86



Bartlow, Cambridgeshire  
Classified Junction Count

Site 1 of 1  
Site Access  
Local Road (South)  
Farm Access  
Local Road (North)

Lat/Long  
lat 52.077669° lon 0.312089°

Date  
Tuesday 10 May 2016

Weather  
Sunny Intervals  
Temp: 15°C

0700 - 1900 (Weekday 12H Session)

TIME	Movement 1.7: Left from Farm Access to Local Road (North)								Original Data	
	P/CYCLE	M/CYCLE	CAR	TAXI	LGV	OGV1	OGV2	BUS/COACH	TOTAL	PCU TOTAL
0700 - 0715	0	0	0	0	0	0	0	0	0	0.00
0715 - 0730	0	0	0	0	0	0	0	0	0	0.00
0730 - 0745	0	0	0	0	0	0	0	0	0	0.00
0745 - 0800	0	0	1	0	0	0	0	0	1	1.00
Hourly Total	0	0	1	0	0	0	0	0	1	1.00
Hourly Average	0.00	0.00	0.25	0.00	0.00	0.00	0.00	0.00	0.25	0.25
0800 - 0815	0	0	0	0	0	0	0	0	0	0.00
0815 - 0830	0	0	1	0	0	1	0	0	2	2.50
0830 - 0845	0	0	1	0	0	0	0	0	1	1.00
0845 - 0900	0	0	0	0	0	0	0	0	0	0.00
Hourly Total	0	0	2	0	0	1	0	0	3	3.50
Hourly Average	0.00	0.00	0.50	0.00	0.00	0.25	0.00	0.00	0.75	0.88
0900 - 0915	0	0	0	0	0	0	0	0	0	0.00
0915 - 0930	0	0	0	0	0	0	0	0	0	0.00
0930 - 0945	0	0	1	0	0	0	0	0	1	1.00
0945 - 1000	0	0	0	0	0	0	0	0	0	0.00
Hourly Total	0	0	1	0	0	0	0	0	1	1.00
Hourly Average	0.00	0.00	0.25	0.00	0.00	0.00	0.00	0.00	0.25	0.25
1000 - 1015	0	0	0	0	0	0	0	0	0	0.00
1015 - 1030	0	0	0	0	0	1	0	0	1	1.50
1030 - 1045	0	0	1	0	0	0	0	0	1	1.00
1045 - 1100	0	0	1	0	0	1	0	0	2	2.50
Hourly Total	0	0	2	0	0	2	0	0	4	5.00
Hourly Average	0.00	0.00	0.50	0.00	0.00	0.50	0.00	0.00	1.00	1.25
1100 - 1115	0	0	1	0	0	0	0	0	1	1.00
1115 - 1130	0	0	0	0	0	1	0	0	1	1.50
1130 - 1145	0	0	0	0	0	0	0	0	0	0.00
1145 - 1200	0	0	0	0	0	0	0	0	0	0.00
Hourly Total	0	0	1	0	0	1	0	0	2	2.50
Hourly Average	0.00	0.00	0.25	0.00	0.00	0.25	0.00	0.00	0.50	0.63
1200 - 1215	0	0	1	0	0	0	0	0	1	1.00
1215 - 1230	0	0	1	0	0	0	0	0	1	1.00
1230 - 1245	0	0	1	0	0	0	0	0	1	1.00
1245 - 1300	0	0	0	0	0	0	0	0	0	0.00
Hourly Total	0	0	3	0	0	0	0	0	3	3.00
Hourly Average	0.00	0.00	0.75	0.00	0.00	0.00	0.00	0.00	0.75	0.75
1300 - 1315	0	0	0	0	0	0	0	0	0	0.00
1315 - 1330	0	0	0	0	0	0	0	0	0	0.00
1330 - 1345	0	0	1	0	0	0	0	0	1	1.00
1345 - 1400	0	0	0	0	0	0	0	0	0	0.00
Hourly Total	0	0	1	0	0	0	0	0	1	1.00
Hourly Average	0.00	0.00	0.25	0.00	0.00	0.00	0.00	0.00	0.25	0.25
1400 - 1415	0	0	1	0	0	0	0	0	1	1.00
1415 - 1430	0	0	0	0	0	0	0	0	0	0.00
1430 - 1445	0	0	0	0	0	0	0	0	0	0.00
1445 - 1500	0	0	0	0	0	0	0	0	0	0.00
Hourly Total	0	0	1	0	0	0	0	0	1	1.00
Hourly Average	0.00	0.00	0.25	0.00	0.00	0.00	0.00	0.00	0.25	0.25
1500 - 1515	0	0	1	0	0	0	0	0	1	1.00
1515 - 1530	0	0	0	0	0	0	0	0	0	0.00
1530 - 1545	0	0	1	0	0	0	0	0	1	1.00
1545 - 1600	0	0	0	0	0	0	0	0	0	0.00
Hourly Total	0	0	2	0	0	0	0	0	2	2.00
Hourly Average	0.00	0.00	0.50	0.00	0.00	0.00	0.00	0.00	0.50	0.50
1600 - 1615	0	0	0	0	0	0	0	0	0	0.00
1615 - 1630	0	0	1	0	0	0	0	0	1	1.00
1630 - 1645	0	0	2	0	0	0	0	0	2	2.00
1645 - 1700	0	0	4	0	0	0	0	0	4	4.00
Hourly Total	0	0	7	0	0	0	0	0	7	7.00
Hourly Average	0.00	0.00	1.75	0.00	0.00	0.00	0.00	0.00	1.75	1.75
1700 - 1715	0	0	0	0	0	0	0	0	0	0.00
1715 - 1730	0	0	1	0	0	0	0	0	1	1.00
1730 - 1745	0	0	0	0	0	0	0	0	0	0.00
1745 - 1800	0	0	1	0	0	0	0	0	1	1.00
Hourly Total	0	0	2	0	0	0	0	0	2	2.00
Hourly Average	0.00	0.00	0.50	0.00	0.00	0.00	0.00	0.00	0.50	0.50
1800 - 1815	0	0	0	0	0	0	0	0	0	0.00
1815 - 1830	0	0	0	0	0	0	0	0	0	0.00
1830 - 1845	0	0	0	0	0	0	0	0	0	0.00
1845 - 1900	0	0	0	0	0	0	0	0	0	0.00
Hourly Total	0	0	0	0	0	0	0	0	0	0.00
Hourly Average	0.00	0.00	0.00	0.00	0.00	0.00	0.00	0.00	0.00	0.00
Session Total	0	0	23	0	0	4	0	0	27	29.00
Session Average	0.00	0.00	0.48	0.00	0.00	0.08	0.00	0.00	0.56	0.60



Bartlow, Cambridgeshire  
Classified Junction Count

Site 1 of 1  
Site Access  
Local Road (South)  
Farm Access  
Local Road (North)

Lat/Long  
lat 52.077669° lon 0.312089°

Date  
Tuesday 10 May 2016

Weather  
Sunny Intervals  
Temp: 15°C

0700 - 1900 (Weekday 12H Session)

TIME	Movement 1.9: Right from Farm Access to Local Road (South)								Original Data	
	P/CYCLE	M/CYCLE	CAR	TAXI	LGV	OGV1	OGV2	BUS/COACH	TOTAL	PCU TOTAL
0700 - 0715	0	0	0	0	0	0	0	0	0	0.00
0715 - 0730	0	0	0	0	0	0	0	0	0	0.00
0730 - 0745	0	0	0	0	0	0	0	0	0	0.00
0745 - 0800	0	0	1	0	0	0	0	0	1	1.00
Hourly Total	0	0	1	0	0	0	0	0	1	1.00
Hourly Average	0.00	0.00	0.25	0.00	0.00	0.00	0.00	0.00	0.25	0.25
0800 - 0815	0	0	0	0	0	0	0	0	0	0.00
0815 - 0830	0	0	0	0	0	0	0	0	0	0.00
0830 - 0845	0	0	0	0	0	0	0	0	0	0.00
0845 - 0900	0	0	0	0	0	0	0	0	0	0.00
Hourly Total	0	0	0	0	0	0	0	0	0	0.00
Hourly Average	0.00	0.00	0.00	0.00	0.00	0.00	0.00	0.00	0.00	0.00
0900 - 0915	0	0	0	0	0	0	0	0	0	0.00
0915 - 0930	0	0	0	0	0	0	0	0	0	0.00
0930 - 0945	0	0	0	0	0	0	0	0	0	0.00
0945 - 1000	0	0	0	0	0	0	0	0	0	0.00
Hourly Total	0	0	0	0	0	0	0	0	0	0.00
Hourly Average	0.00	0.00	0.00	0.00	0.00	0.00	0.00	0.00	0.00	0.00
1000 - 1015	0	0	0	0	0	0	0	0	0	0.00
1015 - 1030	0	0	0	0	0	0	0	0	0	0.00
1030 - 1045	0	0	2	0	0	0	0	0	2	2.00
1045 - 1100	0	0	1	0	0	0	0	0	1	1.00
Hourly Total	0	0	3	0	0	0	0	0	3	3.00
Hourly Average	0.00	0.00	0.75	0.00	0.00	0.00	0.00	0.00	0.75	0.75
1100 - 1115	0	0	0	0	0	0	0	0	0	0.00
1115 - 1130	0	0	0	0	1	0	0	0	1	1.00
1130 - 1145	0	0	0	0	0	0	0	0	0	0.00
1145 - 1200	0	0	0	0	0	0	0	0	0	0.00
Hourly Total	0	0	0	0	1	0	0	0	1	1.00
Hourly Average	0.00	0.00	0.00	0.00	0.25	0.00	0.00	0.00	0.25	0.25
1200 - 1215	0	0	0	0	0	0	0	0	0	0.00
1215 - 1230	0	0	0	0	0	0	0	0	0	0.00
1230 - 1245	0	0	0	0	0	0	0	0	0	0.00
1245 - 1300	0	0	1	0	0	0	0	0	1	1.00
Hourly Total	0	0	1	0	0	0	0	0	1	1.00
Hourly Average	0.00	0.00	0.25	0.00	0.00	0.00	0.00	0.00	0.25	0.25
1300 - 1315	0	0	0	0	0	0	0	0	0	0.00
1315 - 1330	0	0	0	0	0	0	0	0	0	0.00
1330 - 1345	0	0	0	0	0	0	0	0	0	0.00
1345 - 1400	0	0	0	0	0	0	0	0	0	0.00
Hourly Total	0	0	0	0	0	0	0	0	0	0.00
Hourly Average	0.00	0.00	0.00	0.00	0.00	0.00	0.00	0.00	0.00	0.00
1400 - 1415	0	0	0	0	0	0	0	0	0	0.00
1415 - 1430	0	0	0	0	0	0	0	0	0	0.00
1430 - 1445	0	0	0	0	0	0	0	0	0	0.00
1445 - 1500	0	0	0	0	0	0	0	0	0	0.00
Hourly Total	0	0	0	0	0	0	0	0	0	0.00
Hourly Average	0.00	0.00	0.00	0.00	0.00	0.00	0.00	0.00	0.00	0.00
1500 - 1515	0	0	0	0	0	0	0	0	0	0.00
1515 - 1530	0	0	0	0	0	0	0	0	0	0.00
1530 - 1545	0	0	0	0	0	0	0	0	0	0.00
1545 - 1600	0	0	0	0	0	0	0	0	0	0.00
Hourly Total	0	0	0	0	0	0	0	0	0	0.00
Hourly Average	0.00	0.00	0.00	0.00	0.00	0.00	0.00	0.00	0.00	0.00
1600 - 1615	0	0	0	0	0	0	0	0	0	0.00
1615 - 1630	0	0	0	0	0	0	0	0	0	0.00
1630 - 1645	0	0	0	0	0	0	0	0	0	0.00
1645 - 1700	0	0	0	0	0	0	0	0	0	0.00
Hourly Total	0	0	0	0	0	0	0	0	0	0.00
Hourly Average	0.00	0.00	0.00	0.00	0.00	0.00	0.00	0.00	0.00	0.00
1700 - 1715	0	0	1	0	0	0	0	0	1	1.00
1715 - 1730	0	0	0	0	0	0	0	0	0	0.00
1730 - 1745	0	0	0	0	0	0	0	0	0	0.00
1745 - 1800	0	0	0	0	0	0	0	0	0	0.00
Hourly Total	0	0	1	0	0	0	0	0	1	1.00
Hourly Average	0.00	0.00	0.25	0.00	0.00	0.00	0.00	0.00	0.25	0.25
1800 - 1815	0	0	0	0	0	0	0	0	0	0.00
1815 - 1830	0	0	0	0	0	0	0	0	0	0.00
1830 - 1845	0	0	0	0	0	0	0	0	0	0.00
1845 - 1900	0	0	0	0	0	0	0	0	0	0.00
Hourly Total	0	0	0	0	0	0	0	0	0	0.00
Hourly Average	0.00	0.00	0.00	0.00	0.00	0.00	0.00	0.00	0.00	0.00
Session Total	0	0	6	0	1	0	0	0	7	7.00
Session Average	0.00	0.00	0.13	0.00	0.02	0.00	0.00	0.00	0.15	0.15

Bartlow, Cambridgeshire  
Classified Junction Count

Site 1 of 1  
Site Access  
Local Road (South)  
Farm Access  
Local Road (North)

Lat/Long  
lat 52.077669° lon 0.312089°

Date  
Tuesday 10 May 2016

Weather  
Sunny Intervals  
Temp: 15°C

0700 - 1900 (Weekday 12H Session)

TIME	Movement 1.10: Left from Local Road (North) to Site Access								Original Data	
	P/CYCLE	M/CYCLE	CAR	TAXI	LGV	OGV1	OGV2	BUS/COACH	TOTAL	PCU TOTAL
0700 - 0715	0	0	0	0	0	0	0	0	0	0.00
0715 - 0730	0	0	0	0	0	0	0	0	0	0.00
0730 - 0745	0	0	0	0	0	0	0	0	0	0.00
0745 - 0800	0	0	3	0	0	0	0	0	3	3.00
Hourly Total	0	0	3	0	0	0	0	0	3	3.00
Hourly Average	0.00	0.00	0.75	0.00	0.00	0.00	0.00	0.00	0.75	0.75
0800 - 0815	0	0	4	0	0	0	0	0	4	4.00
0815 - 0830	0	0	1	0	0	0	0	0	1	1.00
0830 - 0845	0	0	1	0	0	0	0	0	1	1.00
0845 - 0900	0	0	11	0	0	0	0	0	11	11.00
Hourly Total	0	0	17	0	0	0	0	0	17	17.00
Hourly Average	0.00	0.00	4.25	0.00	0.00	0.00	0.00	0.00	4.25	4.25
0900 - 0915	0	0	6	0	1	0	0	0	7	7.00
0915 - 0930	0	0	5	0	0	0	0	0	5	5.00
0930 - 0945	0	0	0	0	0	0	0	0	0	0.00
0945 - 1000	0	0	2	0	0	0	0	0	2	2.00
Hourly Total	0	0	13	0	1	0	0	0	14	14.00
Hourly Average	0.00	0.00	3.25	0.00	0.25	0.00	0.00	0.00	3.50	3.50
1000 - 1015	0	0	0	0	0	0	0	0	0	0.00
1015 - 1030	0	0	0	0	0	0	0	0	0	0.00
1030 - 1045	0	0	0	0	0	0	0	0	0	0.00
1045 - 1100	0	0	0	0	0	0	0	0	0	0.00
Hourly Total	0	0	0	0	0	0	0	0	0	0.00
Hourly Average	0.00	0.00	0.00	0.00	0.00	0.00	0.00	0.00	0.00	0.00
1100 - 1115	0	0	0	0	0	0	0	0	0	0.00
1115 - 1130	0	0	3	0	0	0	0	0	3	3.00
1130 - 1145	0	0	0	0	0	0	0	0	0	0.00
1145 - 1200	0	0	3	0	0	0	0	0	3	3.00
Hourly Total	0	0	6	0	0	0	0	0	6	6.00
Hourly Average	0.00	0.00	1.50	0.00	0.00	0.00	0.00	0.00	1.50	1.50
1200 - 1215	0	0	1	0	0	0	0	0	1	1.00
1215 - 1230	0	0	1	0	1	0	0	0	2	2.00
1230 - 1245	0	0	0	0	0	1	0	0	1	1.50
1245 - 1300	0	0	3	0	0	0	0	0	3	3.00
Hourly Total	0	0	5	0	1	1	0	0	7	7.50
Hourly Average	0.00	0.00	1.25	0.00	0.25	0.25	0.00	0.00	1.75	1.88
1300 - 1315	0	0	2	0	0	0	0	0	2	2.00
1315 - 1330	0	0	0	0	0	0	0	0	0	0.00
1330 - 1345	0	0	0	0	0	0	0	0	0	0.00
1345 - 1400	0	0	1	0	0	0	0	0	1	1.00
Hourly Total	0	0	3	0	0	0	0	0	3	3.00
Hourly Average	0.00	0.00	0.75	0.00	0.00	0.00	0.00	0.00	0.75	0.75
1400 - 1415	0	0	2	0	0	0	0	0	2	2.00
1415 - 1430	0	0	0	0	0	0	0	0	0	0.00
1430 - 1445	0	0	0	0	0	0	0	0	0	0.00
1445 - 1500	0	0	5	0	0	0	0	0	5	5.00
Hourly Total	0	0	7	0	0	0	0	0	7	7.00
Hourly Average	0.00	0.00	1.75	0.00	0.00	0.00	0.00	0.00	1.75	1.75
1500 - 1515	0	0	2	0	0	0	0	0	2	2.00
1515 - 1530	0	0	1	0	0	0	0	0	1	1.00
1530 - 1545	0	0	0	0	0	0	0	0	0	0.00
1545 - 1600	0	0	0	0	0	0	0	0	0	0.00
Hourly Total	0	0	3	0	0	0	0	0	3	3.00
Hourly Average	0.00	0.00	0.75	0.00	0.00	0.00	0.00	0.00	0.75	0.75
1600 - 1615	0	0	0	0	0	0	0	0	0	0.00
1615 - 1630	0	0	0	0	0	0	0	0	0	0.00
1630 - 1645	0	0	1	0	0	0	0	0	1	1.00
1645 - 1700	0	0	1	0	0	0	0	0	1	1.00
Hourly Total	0	0	2	0	0	0	0	0	2	2.00
Hourly Average	0.00	0.00	0.50	0.00	0.00	0.00	0.00	0.00	0.50	0.50
1700 - 1715	0	0	1	0	0	0	0	0	1	1.00
1715 - 1730	0	0	0	0	0	0	0	0	0	0.00
1730 - 1745	0	0	1	0	0	0	0	0	1	1.00
1745 - 1800	0	0	0	0	0	0	0	0	0	0.00
Hourly Total	0	0	2	0	0	0	0	0	2	2.00
Hourly Average	0.00	0.00	0.50	0.00	0.00	0.00	0.00	0.00	0.50	0.50
1800 - 1815	0	0	0	0	0	0	0	0	0	0.00
1815 - 1830	0	0	0	0	0	0	0	0	0	0.00
1830 - 1845	0	0	0	0	0	0	0	0	0	0.00
1845 - 1900	0	0	0	0	0	0	0	0	0	0.00
Hourly Total	0	0	0	0	0	0	0	0	0	0.00
Hourly Average	0.00	0.00	0.00	0.00	0.00	0.00	0.00	0.00	0.00	0.00
Session Total	0	0	61	0	2	1	0	0	64	64.50
Session Average	0.00	0.00	1.27	0.00	0.04	0.02	0.00	0.00	1.33	1.34

Bartlow, Cambridgeshire  
Classified Junction Count

Site 1 of 1  
Site Access  
Local Road (South)  
Farm Access  
Local Road (North)

Lat/Long  
lat 52.077669° lon 0.312089°

Date  
Tuesday 10 May 2016

Weather  
Sunny Intervals  
Temp: 15°C

0700 - 1900 (Weekday 12H Session)

TIME	Movement 1.11: Southbound from Local Road (North) to Local Road (South)								Original Data	
	P/CYCLE	M/CYCLE	CAR	TAXI	LGV	OGV1	OGV2	BUS/COACH	TOTAL	PCU TOTAL
0700 - 0715	0	0	19	0	3	0	2	0	24	26.60
0715 - 0730	0	0	15	0	3	0	0	0	18	18.00
0730 - 0745	0	0	17	0	6	0	0	0	23	23.00
0745 - 0800	0	0	17	0	2	1	0	1	21	22.50
Hourly Total	0	0	68	0	14	1	2	1	86	90.10
Hourly Average	0.00	0.00	17.00	0.00	3.50	0.25	0.50	0.25	21.50	22.53
0800 - 0815	0	0	32	0	3	1	0	0	36	36.50
0815 - 0830	0	0	30	0	2	0	0	0	32	32.00
0830 - 0845	0	0	22	0	3	0	1	0	26	27.30
0845 - 0900	0	0	18	0	2	1	0	0	21	21.50
Hourly Total	0	0	102	0	10	2	1	0	115	117.30
Hourly Average	0.00	0.00	25.50	0.00	2.50	0.50	0.25	0.00	28.75	29.33
0900 - 0915	0	0	28	0	4	0	1	0	33	34.30
0915 - 0930	0	0	15	0	1	1	0	0	17	17.50
0930 - 0945	0	0	13	0	1	1	0	0	15	15.50
0945 - 1000	0	0	10	0	3	1	1	0	15	16.80
Hourly Total	0	0	66	0	9	3	2	0	80	84.10
Hourly Average	0.00	0.00	16.50	0.00	2.25	0.75	0.50	0.00	20.00	21.03
1000 - 1015	0	0	10	0	2	0	0	0	12	12.00
1015 - 1030	0	0	9	0	2	1	0	0	12	12.50
1030 - 1045	0	0	7	0	2	2	1	0	12	14.30
1045 - 1100	0	0	5	0	1	0	0	0	6	6.00
Hourly Total	0	0	31	0	7	3	1	0	42	44.80
Hourly Average	0.00	0.00	7.75	0.00	1.75	0.75	0.25	0.00	10.50	11.20
1100 - 1115	0	0	8	0	0	0	1	0	9	10.30
1115 - 1130	0	0	12	0	2	0	0	0	14	14.00
1130 - 1145	0	0	11	0	3	1	0	0	15	15.50
1145 - 1200	0	0	16	0	1	1	0	0	18	18.50
Hourly Total	0	0	47	0	6	2	1	0	56	58.30
Hourly Average	0.00	0.00	11.75	0.00	1.50	0.50	0.25	0.00	14.00	14.58
1200 - 1215	0	0	10	0	2	0	0	1	13	14.00
1215 - 1230	0	0	8	0	7	1	1	1	18	20.80
1230 - 1245	1	0	8	0	0	2	5	0	16	22.70
1245 - 1300	0	0	9	0	4	0	0	0	13	13.00
Hourly Total	1	0	35	0	13	3	6	2	60	70.50
Hourly Average	0.25	0.00	8.75	0.00	3.25	0.75	1.50	0.50	15.00	17.63
1300 - 1315	0	0	11	0	2	1	1	0	15	16.80
1315 - 1330	0	1	6	0	3	0	0	0	10	9.40
1330 - 1345	0	0	12	0	3	0	1	0	16	17.30
1345 - 1400	0	0	7	0	0	0	0	0	7	7.00
Hourly Total	0	1	36	0	8	1	2	0	48	50.50
Hourly Average	0.00	0.25	9.00	0.00	2.00	0.25	0.50	0.00	12.00	12.63
1400 - 1415	0	0	9	0	1	0	0	0	10	10.00
1415 - 1430	0	0	10	0	2	0	0	0	12	12.00
1430 - 1445	0	0	14	0	2	2	3	0	21	25.90
1445 - 1500	0	0	17	0	0	0	1	0	18	19.30
Hourly Total	0	0	50	0	5	2	4	0	61	67.20
Hourly Average	0.00	0.00	12.50	0.00	1.25	0.50	1.00	0.00	15.25	16.80
1500 - 1515	0	0	17	0	2	0	0	0	19	19.00
1515 - 1530	0	0	17	0	1	0	0	0	18	18.00
1530 - 1545	0	1	16	0	4	1	0	0	22	21.90
1545 - 1600	0	0	12	0	2	1	0	0	15	15.50
Hourly Total	0	1	62	0	9	2	0	0	74	74.40
Hourly Average	0.00	0.25	15.50	0.00	2.25	0.50	0.00	0.00	18.50	18.60
1600 - 1615	0	1	17	0	0	0	0	0	18	17.40
1615 - 1630	0	0	25	0	3	0	1	0	29	30.30
1630 - 1645	0	0	21	0	0	0	0	0	21	21.00
1645 - 1700	0	0	20	0	3	0	0	0	23	23.00
Hourly Total	0	1	83	0	6	0	1	0	91	91.70
Hourly Average	0.00	0.25	20.75	0.00	1.50	0.00	0.25	0.00	22.75	22.93
1700 - 1715	0	0	22	0	2	0	0	0	24	24.00
1715 - 1730	0	0	27	0	0	0	0	0	27	27.00
1730 - 1745	1	0	29	0	0	0	0	0	30	29.20
1745 - 1800	0	0	24	0	0	0	0	0	24	24.00
Hourly Total	1	0	102	0	2	0	0	0	105	104.20
Hourly Average	0.25	0.00	25.50	0.00	0.50	0.00	0.00	0.00	26.25	26.05
1800 - 1815	0	0	18	0	2	0	0	0	20	20.00
1815 - 1830	0	0	24	0	0	0	0	0	24	24.00
1830 - 1845	0	0	23	0	0	0	0	0	23	23.00
1845 - 1900	0	0	16	0	1	0	0	0	17	17.00
Hourly Total	0	0	81	0	3	0	0	0	84	84.00
Hourly Average	0.00	0.00	20.25	0.00	0.75	0.00	0.00	0.00	21.00	21.00
Session Total	2	3	763	0	92	19	20	3	902	937.10
Session Average	0.04	0.06	15.90	0.00	1.92	0.40	0.42	0.06	18.79	19.52

Bartlow, Cambridgeshire  
Classified Junction Count

Site 1 of 1  
Site Access  
Local Road (South)  
Farm Access  
Local Road (North)

Lat/Long  
lat 52.077669° lon 0.312089°

Date  
Tuesday 10 May 2016

Weather  
Sunny Intervals  
Temp: 15°C

0700 - 1900 (Weekday 12H Session)

TIME	Movement 1.12: Right from Local Road (North) to Farm Access								Original Data	
	P/CYCLE	M/CYCLE	CAR	TAXI	LGV	OGV1	OGV2	BUS/COACH	TOTAL	PCU TOTAL
0700 - 0715	0	0	5	0	0	0	0	0	5	5.00
0715 - 0730	0	0	0	0	0	0	0	0	0	0.00
0730 - 0745	0	0	0	0	0	0	0	0	0	0.00
0745 - 0800	0	0	1	0	0	0	0	0	1	1.00
Hourly Total	0	0	6	0	0	0	0	0	6	6.00
Hourly Average	0.00	0.00	1.50	0.00	0.00	0.00	0.00	0.00	1.50	1.50
0800 - 0815	0	0	0	0	0	0	0	0	0	0.00
0815 - 0830	0	0	0	0	0	0	0	0	0	0.00
0830 - 0845	0	0	0	0	0	0	0	0	0	0.00
0845 - 0900	0	0	0	0	0	1	0	0	1	1.50
Hourly Total	0	0	0	0	0	1	0	0	1	1.50
Hourly Average	0.00	0.00	0.00	0.00	0.00	0.25	0.00	0.00	0.25	0.38
0900 - 0915	0	0	0	0	0	0	0	0	0	0.00
0915 - 0930	0	0	3	0	0	0	0	0	3	3.00
0930 - 0945	0	0	1	0	0	0	0	0	1	1.00
0945 - 1000	0	0	1	0	0	0	0	0	1	1.00
Hourly Total	0	0	5	0	0	0	0	0	5	5.00
Hourly Average	0.00	0.00	1.25	0.00	0.00	0.00	0.00	0.00	1.25	1.25
1000 - 1015	0	0	1	0	0	1	0	0	2	2.50
1015 - 1030	0	0	0	0	0	0	0	0	0	0.00
1030 - 1045	0	0	0	0	0	0	0	0	0	0.00
1045 - 1100	0	0	0	0	0	0	0	0	0	0.00
Hourly Total	0	0	1	0	0	1	0	0	2	2.50
Hourly Average	0.00	0.00	0.25	0.00	0.00	0.25	0.00	0.00	0.50	0.63
1100 - 1115	0	0	1	0	0	0	0	0	1	1.00
1115 - 1130	0	0	0	0	1	0	0	0	1	1.00
1130 - 1145	0	0	0	0	0	0	0	0	0	0.00
1145 - 1200	0	0	0	0	0	0	0	0	0	0.00
Hourly Total	0	0	1	0	1	0	0	0	2	2.00
Hourly Average	0.00	0.00	0.25	0.00	0.25	0.00	0.00	0.00	0.50	0.50
1200 - 1215	0	0	1	0	0	0	0	0	1	1.00
1215 - 1230	0	0	0	0	0	0	0	0	0	0.00
1230 - 1245	0	0	0	0	0	0	0	0	0	0.00
1245 - 1300	0	0	1	0	0	0	0	0	1	1.00
Hourly Total	0	0	2	0	0	0	0	0	2	2.00
Hourly Average	0.00	0.00	0.50	0.00	0.00	0.00	0.00	0.00	0.50	0.50
1300 - 1315	0	0	3	0	0	0	0	0	3	3.00
1315 - 1330	0	0	1	0	0	0	0	0	1	1.00
1330 - 1345	0	0	0	0	0	0	0	0	0	0.00
1345 - 1400	0	0	0	0	0	0	0	0	0	0.00
Hourly Total	0	0	4	0	0	0	0	0	4	4.00
Hourly Average	0.00	0.00	1.00	0.00	0.00	0.00	0.00	0.00	1.00	1.00
1400 - 1415	0	0	0	0	0	0	0	0	0	0.00
1415 - 1430	0	0	1	0	0	0	0	0	1	1.00
1430 - 1445	0	0	0	0	0	0	0	0	0	0.00
1445 - 1500	0	0	0	0	0	0	0	0	0	0.00
Hourly Total	0	0	1	0	0	0	0	0	1	1.00
Hourly Average	0.00	0.00	0.25	0.00	0.00	0.00	0.00	0.00	0.25	0.25
1500 - 1515	0	0	1	0	0	0	0	0	1	1.00
1515 - 1530	0	0	1	0	0	0	0	0	1	1.00
1530 - 1545	0	0	0	0	0	0	0	0	0	0.00
1545 - 1600	0	0	0	0	0	0	0	0	0	0.00
Hourly Total	0	0	2	0	0	0	0	0	2	2.00
Hourly Average	0.00	0.00	0.50	0.00	0.00	0.00	0.00	0.00	0.50	0.50
1600 - 1615	0	0	1	0	0	0	0	0	1	1.00
1615 - 1630	0	0	1	0	0	1	0	0	2	2.50
1630 - 1645	0	0	0	0	0	0	0	0	0	0.00
1645 - 1700	0	0	0	0	0	0	0	0	0	0.00
Hourly Total	0	0	2	0	0	1	0	0	3	3.50
Hourly Average	0.00	0.00	0.50	0.00	0.00	0.25	0.00	0.00	0.75	0.88
1700 - 1715	0	0	0	0	0	0	0	0	0	0.00
1715 - 1730	0	0	0	0	0	0	0	0	0	0.00
1730 - 1745	0	0	0	0	0	0	0	0	0	0.00
1745 - 1800	0	0	0	0	0	0	0	0	0	0.00
Hourly Total	0	0	0	0	0	0	0	0	0	0.00
Hourly Average	0.00	0.00	0.00	0.00	0.00	0.00	0.00	0.00	0.00	0.00
1800 - 1815	0	0	0	0	0	0	0	0	0	0.00
1815 - 1830	0	0	0	0	0	0	0	0	0	0.00
1830 - 1845	0	0	1	0	0	0	0	0	1	1.00
1845 - 1900	0	0	0	0	0	0	0	0	0	0.00
Hourly Total	0	0	1	0	0	0	0	0	1	1.00
Hourly Average	0.00	0.00	0.25	0.00	0.00	0.00	0.00	0.00	0.25	0.25
Session Total	0	0	25	0	1	3	0	0	29	30.50
Session Average	0.00	0.00	0.52	0.00	0.02	0.06	0.00	0.00	0.60	0.64