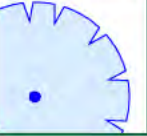






**LEGEND**

	Existing Tree/Feature BS 5837:2012 Category B
	Existing Tree/Feature BS 5837:2012 Category C
	Line of Root Protection Area (RPA) - calculated following guidelines set in BS 5837:2012
	Additional feature which does not meet BS 5837:2012 categorisation but is included for reference
	Dead/Dying feature which does not meet BS 5837:2012 categorisation but is included for reference

**Existing Site Plan**

**CATEGORY AND DEFINITION**

Trees unsuitable for retention	
Category U	Those in such condition that they cannot realistically be retained as living trees in the current land use for longer than 10 years
Trees to be considered for retention	
Category A	Trees of high quality with an estimated remaining life expectancy of at least 40 years
Category B	Trees of moderate quality with an estimated remaining life expectancy of at least 20 years
Category C	Trees of low quality with an estimated remaining life expectancy of at least 10 years, or young trees with a stem diameter below 150mm
<b>NOTE:</b>	
Hayden's Arboricultural Consultants were not provided with a Topographical Survey or Base Plan showing the positions of the trees/landscape features on this site, so their locations have been fixed using GPS. As such the position of the trees/landscape features should not be taken as exact but gives a fair distribution of their locations on site.	
<b>CP NOTE:</b>	
This document details the constraints created by the trees on the site and should be used as a design tool to inform the layout of the proposed development. This document is not sufficient for planning submission purposes.	
The position, condition, and dimensions of the trees are based on a site survey undertaken on 12/02/2020	
"The original of this drawing was produced in colour - a monochrome copy should not be relied upon"	
Rev:	Date:   By:   Revision:
-	13/02/20   KFJ   Based on Bidwells Drawing: illustrative Masterplan v1

